



IN-PERSON PARTICIPATION ONLY

**EXECUTIVE/
ADMINISTRATION
COMMITTEE**

***Members of the Public are Welcome to
Attend In-Person
Wednesday, May 1, 2024
3:00 p.m. – 4:00 p.m.***

**JW MARRIOTT DESERT SPRINGS RESORT & SPA
SPRINGS SALONS C, D, AND E
74-855 County Club Drive
PALM DESERT, CA 92260
(760) 341-2211**

SOUTHERN CALIFORNIA
ASSOCIATION OF GOVERNMENTS
900 Wilshire Blvd., Ste. 1700
Los Angeles, CA 90017
T: (213) 236-1800
www.scag.ca.gov

REGIONAL COUNCIL OFFICERS

President
Art Brown, Buena Park

First Vice President
**Curt Hagman, County of
San Bernardino**

Second Vice President
Cindy Allen, Long Beach

Immediate Past President
**Jan C. Harnik, Riverside County
Transportation Commission**

COMMITTEE CHAIRS

Executive/Administration
Art Brown, Buena Park

Community, Economic &
Human Development
Frank Yokoyama, Cerritos

Energy & Environment
Deborah Robertson, Rialto

Transportation
Tim Sandoval, Pomona

PUBLIC ADVISORY

If members of the public wish to review the attachments or have any questions on any of the agenda items, please contact Maggie Aguilar at (213) 630-1420 or via email at aguilarm@scag.ca.gov. Agendas & Minutes are also available at: <https://scag.ca.gov/meetings-leadership>.

SCAG, in accordance with the Americans with Disabilities Act (ADA), will accommodate persons who require a modification of accommodation in order to participate in this meeting. SCAG is also committed to helping people with limited proficiency in the English language access the agency's essential public information and services. You can request such assistance by calling (213) 630-1420. We request at least 72 hours (three days) notice to provide reasonable accommodations and will make every effort to arrange for assistance as soon as possible.



Instructions for Participating and Public Comments

You may submit public comments in two (2) ways:

1. **Submit written comments via email to: ePublicComment@scag.ca.gov by 5pm on Tuesday, April 30, 2024.**

Members of the public are encouraged, but not required, to submit written comments by sending an email to: ePublicComment@scag.ca.gov by 5pm on Tuesday, April 30, 2024. Such comments will be transmitted to members of the Executive/Administration Committee and posted on SCAG's website prior to the meeting. Written comments received after 5pm on Tuesday, April 30, 2024, will be announced and included as part of the official record of the meeting. Any writings or documents provided to a majority of this committee regarding any item on this agenda (other than writings legally exempt from public disclosure) are available at the Office of the Clerk, at 900 Wilshire Blvd., Suite 1700, Los Angeles, CA 90017 or by phone at (213) 630-1420, or email to aguilarm@scag.ca.gov.

2. **Submit Comments in person:**

The Executive/Administration Committee will be meeting in-person (not by telephonic means) and the public is welcome to attend this meeting of the Executive/Administration Committee. As such, public comment may be delivered either in writing (as noted above) or in-person at the Executive/Administration Committee meeting. There will not be opportunity to provide public comment by remote, telephonic or video-conference means.

General Information for Public Comments

Members of the public desiring to speak on items on the agenda are invited to fill out and present a Public Comment Card to the Clerk of the Board prior to speaking. Comments will be limited to a total of three (3) minutes per speaker for all items on the agenda (including comments made for items not appearing on the agenda), with the presiding officer retaining discretion to adjust time limits as necessary to ensure efficient and orderly conduct of the meeting.

For items listed on the Consent Calendar, please indicate that you wish to speak when the Consent Calendar is called. Items listed on the Consent Calendar will be acted upon with one motion and there will be no separate discussion of these items unless a member of the legislative body so requests, in which event, the item will be considered separately.

In accordance with SCAG's Regional Council Policy, Article VI, Section H and California Government Code Section 54957.9, if a SCAG meeting is "willfully interrupted" and the "orderly conduct of the meeting" becomes unfeasible, the presiding officer or the Chair of the legislative body may order the removal of the individuals who are disrupting the meeting.

OUR MISSION

To foster innovative regional solutions that improve the lives of Southern Californians through inclusive collaboration, visionary planning, regional advocacy, information sharing, and promoting best practices.

OUR VISION

Southern California's Catalyst for a Brighter Future

OUR CORE VALUES

Be Open | Lead by Example | Make an Impact | Be Courageous



EAC - Executive/Administration Committee
Members – May 2024

- 1. Hon. Art Brown**
Chair, Buena Park, RC District 21
- 2. Sup. Curt Hagman**
1st Vice President, San Bernardino County
- 3. Hon. Cindy Allen**
2nd Vice President, Long Beach, RC District 30
- 4. Hon. Jan C. Harnik**
Imm. Past President, RCTC Representative
- 5. Hon. Frank A. Yokoyama**
CEHD Chair, Cerritos, RC District 23
- 6. Hon. David J. Shapiro**
CEHD Vice Chair, Calabasas, RC District 44
- 7. Hon. Deborah Robertson**
EEC Chair, Rialto, RC District 8
- 8. Sup. Luis Plancarte**
EEC Vice Chair, Imperial County
- 9. Hon. Tim Sandoval**
TC Chair, Pomona, RC District 38
- 10. Hon. Mike Judge**
TC Vice Chair, VCTC
- 11. Hon. Patricia Lock Dawson**
LCMC Chair, Riverside, RC District 68
- 12. Hon. Jose Luis Solache**
LCMC Vice Chair, Lynwood, RC District 26
- 13. Hon. Marshall Goodman**
La Palma, RC District 18, Pres. Appt.
- 14. Hon. Clint Lorimore**
Eastvale, RC District 4, Pres. Appt.
- 15. Hon. Larry McCallon**
Air District Representative

OUR MISSION

To foster innovative regional solutions that improve the lives of Southern Californians through inclusive collaboration, visionary planning, regional advocacy, information sharing, and promoting best practices.

OUR VISION

Southern California's Catalyst for a Brighter Future

OUR CORE VALUES

Be Open | Lead by Example | Make an Impact | Be Courageous



- 16. Hon. Tim McOsker**
Los Angeles, RC District 62

- 17. Hon. Andrew Masiel**
Tribal Govt Regl Planning Board Representative

- 18. Ms. Lucy Dunn**
Business Representative - Non-Voting Member

OUR MISSION

To foster innovative regional solutions that improve the lives of Southern Californians through inclusive collaboration, visionary planning, regional advocacy, information sharing, and promoting best practices.

OUR VISION

Southern California's Catalyst for a Brighter Future

OUR CORE VALUES

Be Open | Lead by Example | Make an Impact | Be Courageous



EXECUTIVE/ADMINISTRATION COMMITTEE MEETING AGENDA

Southern California Association of Governments
JW Marriott Desert Springs Resort & Spa
Springs Salons C, D and E
74-855 Country Club Drive
Palm Desert, CA 92260
Wednesday, May 1, 2024
3:00 PM

The Executive/Administration Committee may consider and act upon any of the items on the agenda regardless of whether they are listed as Information or Action items.

CALL TO ORDER AND PLEDGE OF ALLEGIANCE *(The Honorable Art Brown, Chair)*

PUBLIC COMMENT PERIOD (Matters Not on the Agenda)

This is the time for public comments on any matter of interest within SCAG's jurisdiction that is *not* listed on the agenda. For items listed on the agenda, public comments will be received when that item is considered. Although the committee may briefly respond to statements or questions, under state law, matters presented under this item cannot be discussed or acted upon at this time.

REVIEW AND PRIORITIZE AGENDA ITEMS

ACTION ITEM

1. 2024 Strategic Plan
(Kome Ajise Executive Director)

PPG. 7

RECOMMENDED ACTION:

That the Executive Administration Committee recommend that the Regional Council approve SCAG's 2024 Strategic Plan, including its Vision, Mission, Values, Strategic Priorities, and Objectives

2. Resolution No. 24-665-1 Approving the Fiscal Year 2024-25 Final Comprehensive Budget
(Cindy Giraldo, Chief Financial Officer)

PPG. 48

RECOMMENDED ACTION:

That the Executive Administration Committee recommend that the Regional Council:

- 1) Adopt Resolution No. 24-665-1 approving the Fiscal Year 2024-25 (FY2024-25) Final Comprehensive Budget, subject to approval of the General Fund Budget and Membership Dues Assessment by the SCAG General Assembly;
- 2) Authorize the Executive Director, or his designee, to submit the FY 2024-25 Overall Work Program (OWP) to the California Department of Transportation (Caltrans), Federal Highway Administration (FHWA), and Federal Transit Administration (FTA); and
- 3) Authorize the Executive Director, or his designee, to submit the FY2024-25 Indirect Cost Rate Proposal (ICRP) and the FY2024-25 Fringe Benefits Cost Rate Proposal to the FTA.



EXECUTIVE/ADMINISTRATION COMMITTEE MEETING AGENDA

CONSENT CALENDAR

Approval Items

3. Minutes of the Regular Meeting – April 3, 2024 PPG. 138
4. Contracts \$500,000 or Greater: Contract No. 24-027-C01, eFTIP Software as a Service (SaaS) Application PPG. 147
5. Contracts \$500,000 or Greater: Contract No. 24-030-C01, Transportation Safety Predictive Modeling & Analysis Platform PPG. 159
6. SCAG Memberships and Sponsorships PPG. 168

Receive and File

7. Purchase Orders, Contracts and Amendments below Regional Council Approval Threshold PPG. 173
8. CFO Monthly Report PPG. 181

CFO REPORT

(Cindy Giraldo, Chief Financial Officer)

PRESIDENT'S REPORT

(The Honorable Art Brown, President)

EXECUTIVE DIRECTOR'S REPORT

(Kome Ajise, Executive Director)

FUTURE AGENDA ITEMS

ANNOUNCEMENTS

ADJOURNMENT



AGENDA ITEM 1
REPORT

Southern California Association of Governments
May 1, 2024

To: Executive/Administration Committee (EAC)

**EXECUTIVE DIRECTOR'S
APPROVAL**

From: Carmen Flores, Chief Human Resources Officer
(213) 236-1917, Flores@scag.ca.gov

Subject: 2024 Strategic Plan

RECOMMENDED ACTION:

That the Executive Administration Committee recommend that the Regional Council approve SCAG's 2024 Strategic Plan, including its Vision, Mission, Values, Strategic Priorities, and Objectives.

STRATEGIC PLAN:

This item supports the following Strategic Plan Goal 1: Produce innovative solutions that improve the quality of life for Southern Californians.

EXECUTIVE SUMMARY:

In 2018, SCAG adopted a Strategic Plan that aimed to guide the organization in addressing regional issues, advancing the region's policy interests, expanding its value-added services, and becoming a workplace of choice. As the agency's work has evolved, SCAG recognized the need to update the Strategic Plan to ensure continued success and effectively support the ever-growing set of complex challenges and opportunities in the region.

In 2022, SCAG initiated a comprehensive Strategic Planning process, starting with extensive stakeholder engagement, including employees, leadership, the EAC and a subset of RC members, external partners, and stakeholders. At the EAC retreat in June 2023, we shared discovery findings on SCAG's internal and external opportunities and presented a set of strategic priorities to effectively deliver on our expanding roles and steer policy in the best interest of the region. Through this process, SCAG built out a new Plan with a robust set of forward-thinking objectives that would ensure the organization delivers across its many roles. The Strategic Plan development involved evaluating and confirming SCAG's Vision, Mission, and Values, and defining SCAG's roles based on what is required and expected of the agency in the region. The Plan will serve as a framework to guide work planning, decision-making, and resource allocation to accomplish the agency's goals.

Vision

Southern California's catalyst for a brighter future

Mission

To foster innovative regional solutions that improve the lives of Southern Californians through inclusive collaboration, visionary planning, regional advocacy, information sharing, and promoting best practices.

Values

- *Be Open*
- *Lead by Example*
- *Make an Impact*
- *Be Courageous*
- *Cultivate Belonging*

Roles

- *Planning Organization*
- *Regional Convenor and Capacity Builder*
- *Advocate*
- *Value-added Membership Organization*
- *Data and Information Services Resource*
- *Thought Leader and Policy Maker*

Strategic Priorities

1. *Establish and implement a regional vision for a sustainable future.*
2. *Be a cohesive and influential voice for the region.*
3. *Spur innovation and action through leadership in research, analysis and information sharing.*
4. *Build a unified culture anchored in the pursuit of organizational excellence.*
5. *Secure and optimize diverse funding sources to support regional priorities.*

BACKGROUND:**STRATEGIC PLAN AND BACKGROUND****Strategic Plan Purpose**

SCAG has made significant progress on the current Strategic Plan's goals, and the document continues to serve as the foundation for the agency's Work Plan and continued success. Consistent with the 2018 Strategic Plan's goals, SCAG has made strides in advancing regional policy interests and stakeholder engagement by advocating for the allocation and distribution of resources to meet the region's needs and developing effective legislative strategies at both the state and federal levels. SCAG continues to accelerate public sector innovation by deploying new technologies across the region such as the Regional Data Platform and Local Data Exchange. Integral to the agency's

success has been SCAG’s commitment to fostering a culture of inclusion, trust, and respect among our workforce that inspires relationship-building and employee engagement.

Due to the health and economic crisis brought on by COVID-19 and social unrest in recent years, SCAG recognized the need to develop a Strategic Plan that would effectively respond to current regional challenges and capitalize on future opportunities. Our Strategic Plan aligns with Connect SoCal 2024 policies and strategies to advance the region’s mobility, communities, environment, and economy to allocate resources effectively and advance implementation.

The resulting Strategic Plan redefines the key roles SCAG plays for the region and the services provided. It sets forth a fresh set of Strategic Priorities and Objectives to guide the agency’s focus, operations, and performance, and deliver on the mission to improve the lives of Southern Californians and beyond. The 2024 Strategic Plan intentionally integrates SCAG’s 2020 Racial Equity Early Action Plan goals and strategies to advance racial equity through SCAG’s policies, practices, and activities by ensuring that SCAG’s equity-related work is aligned toward common goals and continues through actions pursued across the agency. A new core value, Cultivate Belonging, was introduced in this Plan to affirm SCAG’s commitment to embracing differences, fostering equity, championing inclusion, and empowering all.

As a best practice, SCAG will develop Key Results with defined metrics to regularly measure progress and ensure accountability toward accomplishing our Strategic Priorities and Objectives.

Strategic Plan Development Process

SCAG embarked on a journey to understand the priorities of stakeholders and employees. The goal of this process was for all stakeholders to feel included in SCAG’s mission of improving the quality of life for residents in Southern California.

A discovery exercise with broad multi-stakeholder engagement – over 150 people - was conducted to inform SCAG’s strategic plan. Discovery focused on understanding SCAG’s internal and external opportunities and challenges, and its levers for achieving greater impact and optimizing the agency’s performance. The discovery process included:

- Interviews with 13 EAC members;
- Interviews with 27 SCAG management;
- Focus groups involving ~50 employees;
- Roundtable discussions and interviews involving 41 individuals from SCAG partner organizations;
- RC survey with 25 respondents;
- Working Group meetings involving ~50 employees; and
- Workshops with Management and Executive Team.

Summary of Discovery Findings

The comprehensive discovery process provided rich insights highlighting SCAG’s performance in driving results for the region, and opportunities for increasing impact in the years to come. Opportunities for action were a direct result of SCAG’s evolving context. In particular, SCAG’s expanded purview, shifting societal dynamics, and the impact of the pandemic have resulted in a more complex external environment, placing more expectations and demands on the organization. SCAG’s opportunities are focused on three primary areas including recalibrating SCAG’s role, building the capacity of the SCAG organization, and demonstrating its impact.

Recalibrate SCAG’s role	SCAG’s role is shifting as stakeholders look to the organization for support outside of its established purview
Build the capacity of the SCAG organization	SCAG’s internal process and systems are a drag on efficiency, and bureaucracy complicates distribution of resources to jurisdictions
	Collaboration amongst SCAG staff is inhibited by process and structure
	SCAG’s lack of prioritization, expanding purview, and pressure from members, is burning out staff
	Under the surface of a strong and collegial culture there is concern around honest conversation and trust
Have an impact	SCAG’s stakeholders universally want more engagement from the organization, to bring attention to their priorities, and obtain resources
	Performance measurement, accountability and communicating the impact of SCAG and its Partners’ contributions is imperative for future success

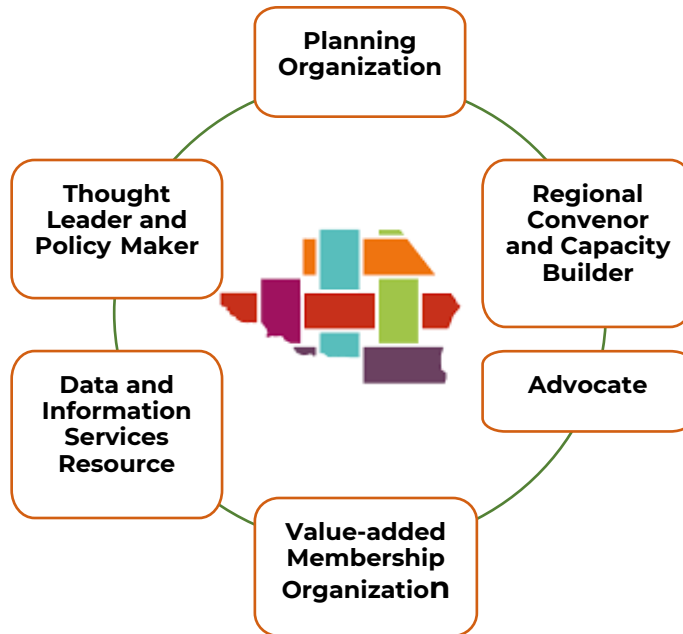
Strategic Plan at-a-Glance

This Strategic Plan reflects a purposeful, concentrated effort to create the conditions for SCAG to accomplish its Vision and Mission with a focused use of expertise and resources. The Plan’s activities will result in strategic projects that are intended to have a catalytic effect on the region, supporting growth and safety for residents of the communities we serve. A set of Strategic Priorities and Objectives, anchored in SCAG’s Vision, Mission and Values, will guide the direction of the organization over the next five years.

Roles and Services Delivered

The Strategic Plan process helped clarify and define SCAG’s roles to ensure effective coordination and optimize performance to support regional development. At the heart of our work, SCAG serves

as a vital nexus for collaboration, data analysis, and policy coordination, facilitating informed decision-making and fostering consensus among stakeholders in the region.



Planning Organization

As the Metropolitan Planning Organization (MPO) for Southern California, SCAG diligently executes all legally mandated duties, while meticulously crafting the region's transportation and mobility roadmap. SCAG has committed to creating an equitable future by striving to diminish inequalities in transportation, housing, and economic development and increase access to other public services.

Regional Convenor and Capacity Builder

SCAG actively convenes political, thought, and business leaders, fostering an environment that nurtures expanded thinking and enhances decision-making processes. Our focus lies in inclusivity, as we prioritize diverse perspectives and cultivate new ideas, bringing together voices from across the region to facilitate information sharing. Additionally, we educate both members and communities on funding and regional issues, while efficiently administering Federal and State resources to support the implementation of regional initiatives.

Advocate for Members at the State and Federal Level

SCAG champions regional government issues to drive State and Federal initiatives and funding, ensuring Southern California receives its equitable share from both levels of government. Acting

as a unified voice, we foster collaboration with other entities, streamlining efforts to maximize regional impact and effectiveness.

Value-added Membership Organization

SCAG membership affords many opportunities to engage regionally and enhance policies and projects affecting constituents, benefiting Southern California now and for the future. As a membership organization, SCAG convenes a forum to discuss regional issues, shapes the legislative priorities of the region, and increases access to the knowledge and insight of ongoing federal, state and local activities. SCAG helps members find and secure grant funding for local projects and provides access to tools and training to benefit their jurisdictions.

Data and Information Services Resource

SCAG provides intelligence that benefits both our members and public stakeholders, serving as the premier and trusted source for data-driven analysis and insights. Leveraging advanced data and technology, we drive decision-making, develop educational tools, facilitate policy implementation, collaborating with stakeholders to continuously enhance processes, tools, and systems through rigorous research and innovation.

Thought Leader and Policy Maker

SCAG works to foster a shared vision for the region, emphasizing sustainable and forward-thinking solutions to address its challenges effectively. By taking on a proactive leadership role, we guide members and stakeholders, linking diverse groups to broker solutions and providing essential funding for innovative ideas and programs to meet regional needs.

Vision, Mission and Values Revisited

The findings from the Discovery process led to revisiting SCAG's Vision, Mission, and Values. It was evident through discussions that leadership and staff recognize the Vision and Mission still accurately represent the agency's culture and identity.

SCAG's values are the guiding principles that provide purpose and direction and set the tone for how we behave and interact with each other, board members, and stakeholders. Through this work, SCAG emphasized its commitment to embracing differences, fostering equity, championing inclusion, and empowering all, through the addition of a new value, "Cultivate Belonging".

Our Vision

Southern California's catalyst for a brighter future

Our Mission

To foster innovative regional solutions that improve the lives of Southern Californians through inclusive collaboration, visionary planning, regional advocacy, information sharing, and promoting best practices.

Our Values

Be Open

Be accessible, respectful, collaborative and transparent in the work we do.

Lead By Example

Lead with integrity and fairness in working to meet the diverse needs of all people and communities in our region.

Make An Impact

In all endeavors, effect positive and sustained outcomes that make our region thrive.

Be Courageous

Have confidence that taking deliberate, bold, and purposeful risks can yield new and valuable benefits.

Cultivate Belonging

Embrace differences, foster equity, champion inclusion, and empower all.

Strategic Priorities

Strategic priorities are core areas of focus guiding organizational actions and resource allocation to ensure the agency's effectiveness, relevance, and success in supporting the changing needs of the region.

1. Establish and implement a regional vision for a sustainable future.
2. Be a cohesive and influential voice for the region.
3. Spur innovation and action through leadership in research, analysis, and information sharing.
4. Build a unified culture anchored in the pursuit of organizational excellence.
5. Secure and optimize diverse funding sources to support regional priorities.

Strategic Priorities and Objectives

1. Establish and implement a regional vision for a sustainable future

Connect SoCal represents our most-up to date understanding of the region, along with the policies, strategies, and projects to advance the region's mobility, communities,

environment, and economy. SCAG's vision is to foster an environment for a healthy, prosperous, accessible, and connected region for a more resilient and equitable future.

Objectives

- 1.1 Lead on regional performance-based planning and programming to target investments toward improving the safety, efficiency, affordability, equity, sustainability, and maintenance of the transportation system.
- 1.2 Facilitate corridor and network planning to realize seamless mobility and support implementation of Complete Streets, transit, and multimodal integration across the SCAG region.
- 1.3 Partner to implement Transportation Demand Management and Intelligent Transportation Systems solutions to optimize system performance while planning for a connected and automated vehicle future.
- 1.4 Lead the effort to establish stable and sustainable transportation funding.
- 1.5 Provide resources and research to develop, connect, and sustain livable and thriving communities.
- 1.6 Identify solutions through regional planning and local planning programs to address systemic barriers to housing production to meet the needs of the region.
- 1.7 Lead efforts and funding opportunities to foster sustainable land use development across the SCAG region to foster growth while conserving and restoring natural and agriculture lands.
- 1.8 Coordinate with partners to meet federal and state ambient air quality standards and support local and regional climate adaptation, mitigation, and resilience activities.
- 1.9 Lead and partner on planning and implementation of clean fuel and clean vehicle infrastructure.
- 1.10 Support a sustainable, efficient, and productive regional economic environment that provides opportunities for all people in the region.
- 1.11 Lead regional planning to foster a world-class, coordinated Southern California goods movement system that accommodates growth in the throughput of freight to the

region and nation in ways that support the region's economic vitality, attainment of clean air standards and quality of life for our communities.

2. Be a cohesive and influential voice for the region

SCAG has the challenge and opportunity of bridging a broad set of stakeholders and priorities to advance the region's mobility, community, economic and environmental goals. This strategic priority seeks to strengthen our effectiveness by improving communication, creating strong alliances and advocacy, and enhancing our credibility with decision-makers and stakeholders with a cohesive voice.

Objectives

- 2.1 Build a deep understanding of the needs of all our communities and stakeholders to inform our work.
- 2.2 Facilitate regional dialogue and collaboration on key issues for effective policy development.
- 2.3 Build the agency's credibility as a policy thought leader and strengthen relationships with partners.
- 2.4 Position SCAG as a leader in legislative advocacy and influence key policy areas.
- 2.5 Ensure members and stakeholders understand the impact of SCAG's work and are empowered to lead on regional issues (e.g., development of board policy issues).

3. Spur innovation and action through leadership in research, analysis and information sharing

The increasing complexity of the regional planning process requires cutting edge research leadership to develop solutions that align actions across disciplines and sectors to achieve shared goals. Therefore, the need to understand the evolving complexity and interconnectivity between broader issues requires SCAG to advance our efforts to research, analyze and share data and tools that enhance local and regional planning work for our members and beyond.

Objectives

- 3.1 Ensure SCAG is a trusted source for accurate data and intelligence dedicated to objective analysis of regional plans and assisting local jurisdictions with planning.
- 3.2 Lead in planning research and analysis leveraging cutting-edge tools (e.g., Big Data, Artificial Intelligence, Activity Based Model, Geographic Information System, Scenario

Planning Model, Regional Data Platform) to generate insights to inform regional and local decision-making.

- 3.3 Leverage local planning programs and pilots to reveal local solutions that can be scaled to achieve regional objectives (e.g., Sustainable Communities Program, Regional Pilot Initiatives Program).
- 3.4 Establish models for partnerships internally and with the private sector, universities, and Community Based Organizations to leverage the diversity of skills, expertise, and experience resident in the region.

4. Build a unified culture anchored in the pursuit of organizational excellence

Remain a workplace of choice by prioritizing excellence in every aspect of the organization. Ensure SCAG's values are embedded across the organization's culture, processes, systems, and structures. As priorities and resources shift, be a continuous learning organization built on trust, transparency, collaboration, and staff engagement.

Objectives

- 4.1 Cultivate a positive employee experience where all feel valued and inspired to reach their fullest potential.
- 4.2 Utilize internal governance to define, prioritize, and resource operational improvements in support of business objectives, effectiveness, and efficiency.
- 4.3 Enhance internal communication, information accessibility and knowledge management.
- 4.4 Leverage effective use of technology to improve efficiency, drive innovation, and optimize collaboration.
- 4.5 Optimize processes for efficient multi-disciplinary ideation and collaboration, from project initiation to implementation and ongoing maintenance.

5. Secure and optimize diverse funding sources to support regional priorities

Through good stewardship, ensure our region and SCAG have the funding required to support robust planning, research, and project implementation to address the diverse regional priorities identified in Connect SoCal.

Objectives

- 5.1 Maintain fair, equitable and compliant project selection and funding administration.

- 5.2 Establish recurring revenue to support essential regional needs, including community development and housing initiatives.
- 5.3 Pursue and advocate for new funding opportunities that support member agencies and SCAG.
- 5.4 Preserve and grow existing critical funding sources.
- 5.5 Explore opportunities to leverage agency expertise develop revenue-generating products and/or services.

Conclusion

SCAG’s Strategic Plan will play a significant role in ensuring the success of the region for the next 5 years by focusing the organization’s efforts on the areas of most impact. With Strategic Priorities and Objectives defined, the next phase of development, beginning in FY 2025, will focus on building the key results to enable the organization to measure progress against goals. The Strategic Plan will provide a framework for the agency’s workplan to guide work in identified focus areas and measure progress toward the Objectives. In closing, it’s important to note that the relevance, and ultimate value, of the Strategic Plan is a direct reflection of the breadth and depth of the vast information provided by the many internal and external contributors, reinforcing the importance SCAG places on the voices of members throughout the region.

Strategic Plan Contributors

A Strategic Plan is only effective when based on an accurate and rich understanding of the context it aims to address. We are grateful for the contribution of SCAG staff who generously invested their time and energy to inform this strategic plan. This Strategic Plan would not be possible without their insights and collaboration in its creation.

Executive Team	Management Team	Staff Contributors
<ul style="list-style-type: none"> • Kome Ajise • Javiera Cartagena • Darin Chidsey • Debbie Dillon • Jeff Elder • Carmen Flores • Cindy Giraldo • Sarah Jepson • Julie Shroyer 	<ul style="list-style-type: none"> • Ana Vallianatos • Annie Nam • Beatriz Valdez • David James • Elizabeth Carvajal • Emad Gewally • Emmanuel Figueroa • Erika Bustamante • Frank Wen • Hsi-Hwa Hu 	<ul style="list-style-type: none"> • Alisha James • Anita Au • Courtney Aguirre • David Milner • Francisco Barajas • Jaimee Lederman • James Ramirez • Julia Lippe-Klein • Kevin Kane • Kim Clark

	<ul style="list-style-type: none"> • Jason Greenspan • Jenna Hornstock • Jonathan Holt • Kana Sato-Nguyen • Kate Kigongo • Kevin Gilhooley • Leyton Morgan • Ma'Ayn Johnson • Maggie Aguilar • Marco Anderson • Philip Law • Ryan Wolfe • Sarah Patterson • Victor Negrete 	<ul style="list-style-type: none"> • Leigh Guannu • Lijun Sun • Lori Tapp • Ludlow Brown • Margaret de Larios • Megan Dearing • Mike Jones • Nicole Katz • Richard Lam • Sana Gautam • Sarah Dominguez • Scott Strelecki • Sean Eilenberg • Sean Tucker • Shalina Khanna • Stephanie McGrath • Tom Vo • Tonia Reeves-Jackson • Ying Zhou
--	--	---

FISCAL IMPACT:

None.

ATTACHMENT(S):

1. SCAG_StrategicPlan2024. Draft..240424
2. PowerPoint Presentation - Strategic Plan 2spp



Southern California Association of Governments

Strategic Plan

2024

CONTENTS

3 Introduction

5 A Message from our Executive Director

6 Strategic Planning Process

7 Strategic Plan At-A-Glance

8 Services We Deliver to the Region

12 Vision, Mission, and Values

15 Strategic Priorities and Objectives

INTRODUCTION

The Southern California Association of Governments (SCAG) has a vision for the future of one of the largest and most diverse regions in the world.

The six-county region spans 38,000 square miles, 191 cities and a population of 18 million and counting. For more than 50 years of significant growth and change, SCAG has developed long-range transportation and land use plans that have helped Southern California communities thrive.

Our last Strategic Plan, adopted in 2018, has been key in focusing and guiding the organization in creating innovative solutions, advancing our policy interests, expanding our value-added services, and becoming a workplace of choice. Since its adoption, we have advanced our advocacy, communications and analytical capabilities and built a world-class workforce that will drive success for the region in the coming decade.

A great deal has changed since we last adopted our Strategic Plan in 2018. We have expanded our purview, which now includes a greater focus on economic development and housing, in addition to our transportation and land use planning. We have worked to integrate a focus on diversity, equity and inclusion across our work more fully, and we have engaged substantially in solving regional challenges with a national and global impact. Through this period, we also navigated the complexities and challenges posed by the Covid-19 pandemic, which saw changes in how we operate as an organization and engage our stakeholders.

As we look ahead, we face an ever-growing set of challenges and many emerging opportunities. Delivering in this emerging context requires that we refocus the organization to meet our challenges and capitalize on our opportunities. To understand what's most important, we have conducted a comprehensive assessment with input from various stakeholders. Our resulting strategic plan redefines the key roles we play for the region and the service we provide. It sets forth a fresh set of strategic priorities with objectives and measures to specifically guide our focus, operations and performance as we deliver on our mission to improve the lives of Southern Californians and beyond.

SCAG Region Snapshot



191 cities



15TH largest economy in the world



6 counties



38,618 square miles



47.6% of total state population



18.7M people in the region



A MESSAGE FROM OUR EXECUTIVE DIRECTOR

After nearly two years of dedicated learning, extensive discussions, profound reflection and collaborative effort, I am thrilled to announce the finalization of our updated Strategic Plan.

Our board and staff have devoted considerable time and energy to craft a new five-year Strategic Plan for the agency. This strategic planning process aimed to identify regional needs that SCAG could address, determine the most effective course of action and select key initiatives to ensure a continued positive impact in the communities we serve.

Through this comprehensive process, we have identified the following priorities to guide our actions for the next five years:

- Establish and implement a regional vision for a sustainable future.
- Be a cohesive and influential voice for the region.
- Spur innovation and action through leadership in research, analysis, and information sharing.
- Build a unified culture anchored in the pursuit of organizational excellence.
- Secure and optimize diverse funding sources to support regional priorities.

From its inception, our goal for this plan has been to be a dynamic document, charting a bold course, directing our actions and measuring our progress. Beyond being a blueprint for optimizing agency effectiveness and efficiency, it serves as an aspirational guide, reminding us of the breadth and loftiness of our goals for the region.

We extend our heartfelt gratitude to everyone who engaged in our strategic planning process, from our dedicated employees to our esteemed members, board and community partners.

We eagerly anticipate keeping you informed about our progress as we take steps to implement the plan, always keeping our focus on our mission: to foster innovative regional solutions that enhance the lives of Southern Californians through inclusive collaboration, visionary planning, regional advocacy, information sharing and promoting best practices.

Thank you for your continued support as we embark on this journey together.

(add image of signature)

–Kome Ajise

STRATEGIC PLANNING PROCESS





To optimize the performance and impact of the agency and with the goal of educating ourselves about the pains and priorities of partners and employees, we embarked on a process designed to help us learn about what matters while ensuring internal and external stakeholders understand SCAG’s commitment to improving the quality of life for residents in Southern California and feel included in the journey to accomplish that goal.

A discovery exercise with broad multi-stakeholder engagement—more than 150 people—was conducted to inform SCAG’s strategic plan.

Discovery focused on understanding SCAG’s internal and external opportunities and challenges and its levers for achieving greater impact.

The discovery process included:

- Interviews with 13 Executive/Administration Committee members
- Interviews with 27 SCAG managers
- Focus groups involving ~50 employees
- Roundtable discussions and interviews involving 41 individuals from SCAG partner organizations
- Regional Council survey with 25 respondents

<p>Phase 1: Project Start-Up</p> <ul style="list-style-type: none"> • Background materials review • Project planning • Kickoff meeting 	<p>2022</p> 
<p>Phase 2: Vision</p> <p>Discovery</p> <ul style="list-style-type: none"> • Conduct comprehensive data collection: • Voice of leadership, employees, stakeholders • Develop findings report • Facilitate findings and feedback work session 	<p>Winter 2023 / Spring 2024</p> 
<p>Vision >> Strategic Goals</p> <ul style="list-style-type: none"> • Conduct strategic planning kickoff sessions • Create strategic planning working groups • Facilitate working group planning sessions 	<p>Spring–Fall 2023</p> 
<p>Phase 3: Implementation Planning</p> <ul style="list-style-type: none"> • Develop implementation plan • Develop change communications plan • Develop training to support key changes • Develop metrics dashboard 	<p>Summer–Fall 2024</p> 

STRATEGIC PLAN AT-A-GLANCE

This Strategic Plan reflects a purposeful, concentrated effort to create the conditions for SCAG to accomplish its vision and mission with a focused use of expertise and resources. The plan’s activities will result in strategic projects intended have a catalytic effect on the region, supporting growth and safety for residents of the communities we serve. Anchored in a foundation of organizational vision, mission and values, a set of strategic priorities will guide the direction of SCAG and be supported by specific objectives to be accomplished over the next five years.

Vision	Southern California’s catalyst for a brighter future		
Mission	To foster innovative regional solutions that improve the lives of Southern Californians through inclusive collaboration, visionary planning, regional advocacy, information sharing and promoting best practices.		
Values	Be Open Be accessible, respectful, collaborative and transparent in the work we do.	Lead by Example Lead with integrity and fairness in working to meet the diverse needs of all people and communities in our region.	Make an Impact In all endeavors, effect positive and sustained outcomes that make our region thrive.
	Be Courageous Have confidence that taking deliberate, bold and purposeful risks can yield new and valuable benefits.	Cultivate Belonging We embrace differences, foster equity, champion inclusion and empower all.	
Priorities	<ol style="list-style-type: none">1. Establish and implement a regional vision for a sustainable future2. Be a cohesive and influential voice for the region3. Spur innovation and action through leadership in research, analysis and information sharing4. Build a unified culture anchored in the pursuit of organizational excellence5. Secure and optimize diverse funding sources to support regional priorities		

SERVICES WE DELIVER TO THE REGION

SCAG serves as a vital nexus for collaboration, data analysis and policy coordination, facilitating informed decision-making and fostering consensus among stakeholders in the region. The Strategic Plan helped clarify the agency's many roles, clarification critical to ensure effective coordination and optimize performance to support regional development.



Planning Organization

- Plan for a better future
- Perform legally required functions as a metropolitan planning organization
- Author the roadmap for Southern California’s transportation and mobility
- Be a voice for disadvantaged communities and issues
- Reduce disparities in access to public services
- Create resources that level the playing field (e.g., access to data, grants, resources and tools)
- Embrace expanding role in land use, housing, economics and equity
- Be the model planning agency and council of governments



Regional Convenor and Capacity Builder

- Convene political, thought and business leaders
- Create the environment for expanded thinking and better decision-making
- Focus on including diverse perspectives and cultivating new ideas
- Bring together voices from throughout the region for information sharing
- Educate members and communities regarding funding and regional issues
- Administer federal and state resources to support implementation of regional initiatives



Advocate for Members at the State and Federal level

- Drive state and federal initiatives/funding based on local government issues
- Ensure Southern California gets its fair share from the state and feds
- Be a single voice to enable collaboration with other entities

Value-Added Membership Organization

- Maintain and foster a member orientation
- Cultivate the trust and faith of members
- Provide demonstrable value to members
- Raise up and represent disadvantaged communities



Data and Information Services Resource

- Provide intelligence to benefit members and public stakeholders
- Be the premier and trusted source for data and analysis
- Leverage data and technology to drive decision-making
- Develop tools to support education, policy implementation and change management
- Collaborating to develop new processes, tools and systems through research



Thought Leader and Policy Maker

- Develop a shared vision for the region
- Focus on developing sustainable and forward-thinking solutions to the region's challenges
- Play a more active leadership role in making policy and providing guidance to members and stakeholders for the region
- Link different groups to broker solutions
- Fund new ideas/programs being developed in the public sector

OUR VISION

Southern California's catalyst for a brighter future

OUR MISSION

To foster innovative regional solutions that improve the lives of Southern Californians through inclusive **collaboration**, visionary **planning**, regional **advocacy**, information **sharing** and promoting **best practices**.

OUR VALUES

Our values serve as guiding principles, shaping behavior, decisions and interactions, fostering a cohesive and purpose-driven environment that reflects the agency’s culture and identity.

Be Open

Be accessible, respectful, collaborative and transparent in the work we do.

Lead by Example

Lead with integrity and fairness in working to meet the diverse needs of all people and communities in our region.

Make an Impact

In all endeavors, effect positive and sustained outcomes that make our region thrive.

Be Courageous

Have confidence that taking deliberate, bold and purposeful risks can yield new and valuable benefits.

Cultivate Belonging

Embrace differences, foster equity, champion inclusion and empower all.

STRATEGIC PRIORITIES

Strategic priorities are core areas of focus that guide organizational actions and resource allocation to ensure the agency's effectiveness, relevance and success in supporting the region's changing needs.

- 1** Establish and implement a regional vision for a sustainable future
- 2** Be a cohesive and influential voice for the region
- 3** Spur innovation and action through leadership in research, analysis and information sharing
- 4** Build a unified culture anchored in the pursuit of organizational excellence
- 5** Secure and optimize diverse funding sources to support regional priorities

1

Establish and implement a regional vision for a sustainable future

Connect SoCal represents our most up-to-date understanding of the region, along with the policies, strategies and projects to advance the region’s mobility, communities, environment and economy. SCAG’s vision is to foster an environment for a healthy, prosperous, accessible and connected region for a more resilient and equitable future.

Objectives:

- 1.1 Lead on data-driven decision making to implement safety and security investments on the transportation system
- 1.2 Establish and maintain regional performance measures for transportation assets in the SCAG region
- 1.3 Promote planning and implementation of complete streets, transit and multimodal integration across the SCAG region
- 1.4 Lead the regional effort to establish stable and sustainable infrastructure funding
- 1.5 Provide technical assistance resources and research to develop, connect, and sustain livable and thriving communities
- 1.6 Lead efforts and funding opportunities to foster sustainable land use development across the SCAG region
- 1.7 Develop partnerships and programs to support local and regional climate adaptation, mitigation and resilience activities
- 1.8 Lead and partner on planning and implementation of clean fuel and clean vehicle infrastructure
- 1.9 Support a sustainable, efficient and productive regional economic environment that provides opportunities for all people in the region
- 1.10 Update the Comprehensive Regional Goods Movement Plan

2

Be a cohesive and influential voice for the region

SCAG has the challenge and opportunity of bridging a broad set of stakeholders and priorities to advance the region’s mobility, community, economic and environmental goals. This strategic priority strengthens our effectiveness by improving communication, creating strong alliances and advocacy, and enhancing our credibility with decision-makers and stakeholders.

Objectives:

- 2.1 Build a deep understanding of the needs of all our communities and stakeholders to inform our work
- 2.2 Facilitate regional dialogue and collaboration on key issues for effective policy development
- 2.3 Build the agency’s credibility as a policy thought leader and strengthen relationships with partners
- 2.4 Position SCAG as a leader in legislative advocacy and influence key policy areas
- 2.5 Members and stakeholders understand the impact of SCAG’s work and are empowered to lead on regional issues (e.g., development of board policy issues)

3 Spur innovation and action through leadership in research, analysis and information sharing

The increasing complexity of the regional planning process requires cutting-edge research leadership to develop solutions that align actions across disciplines and sectors to achieve shared goals. Therefore, the need to understand the evolving complexity and interconnectivity between broader issues requires SCAG to advance our efforts to research, analyze and share data and tools that enhance local and regional planning work for our members and beyond.

Objectives:

- 3.1 SCAG is a trusted source for accurate data and intelligence dedicated to objective analysis of regional plans and assisting local jurisdictions with planning
- 3.2 SCAG leads in planning research and analysis leveraging cutting-edge tools to generate insights to inform regional and local decision-making (e.g., Big Data, Artificial Intelligence, Activity Based Model, Scenario Planning Model, Regional Data Platform, Geographic Information System)
- 3.3 The learnings from SCAG’s local planning programs and pilots reveal local solutions that can be scaled to achieve regional objectives (e.g., Sustainable Communities Program, Regional Pilot Initiatives Program)
- 3.4 SCAG has established models for partnerships internally and with the private sector, universities and community-based organizations to leverage the diversity of skills, expertise and experience of residents in the region.

4 Build a unified culture anchored in the pursuit of organizational excellence

Remain a workplace of choice by prioritizing excellence in every aspect of the organization. Ensure SCAG's values are embedded in fluid collaboration among staff, processes, systems and structures. As priorities and resources shift, be a continuous learning organization built on trust, transparency, collaboration and staff engagement.

Objectives:

- 4.1 Utilize internal governance to define, prioritize and resource operational improvements in support of business objectives, effectiveness and efficiency
- 4.2 Cultivate a positive employee experience where all feel valued and inspired to reach their fullest potential
- 4.3 Enhance internal communication, information accessibility and knowledge management
- 4.4 Leverage effective use of technology to improve efficiency, drive innovation and optimize collaboration
- 4.5 Optimize processes for efficient multi-disciplinary ideation and collaboration, from project initiation to implementation and ongoing maintenance

5 Secure and optimize diverse funding sources to support regional priorities

Through good stewardship, ensure our region and SCAG have the funding required to support robust planning, research and project implementation to address the diverse regional priorities identified in Connect SoCal.

Objectives:

- 5.1 Maintain fair, equitable and compliant project selection and funding administration
- 5.2 Establish recurring revenue to support essential regional needs, including community development and housing initiatives
- 5.3 Pursue and advocate for new funding opportunities that support member agencies and SCAG
- 5.4 Preserve and grow existing critical funding sources
- 5.5 Explore opportunities to develop revenue-generating products and/or services

MAIN OFFICE

900 Wilshire Blvd., Ste. 1700
Los Angeles, CA 90017
T: (213) 236-1800

IMPERIAL COUNTY REGIONAL OFFICE

1503 N. Imperial Ave., Ste. 104
El Centro, CA 92243
T: (213) 236-1967

ORANGE COUNTY REGIONAL OFFICE

OCTA Building
600 South Main St., Ste. 1143
Orange, CA 92868
T: (213) 236-1904

RIVERSIDE COUNTY REGIONAL OFFICE

3403 10th St., Ste. 805
Riverside, CA 92501
T: (951) 784-1513




SAN BERNARDINO COUNTY REGIONAL OFFICE

1170 West 3rd St., Ste. 140
San Bernardino, CA 92418
T: (213) 630-1499

VENTURA COUNTY REGIONAL OFFICE

4001 Mission Oaks Blvd., Ste. L
Camarillo, CA 93012
T: (213) 236-1960

scag.ca.gov



Attachment: SCAG_StrategicPlan2024. Draft..240424 (2024 Strategic Plan)



2024 Strategic Plan

May 1, 2024

WWW.SCAG.CA.GOV

Attachment: PowerPoint Presentation - Strategic Plan 2spp (2024 Strategic Plan)

Strategic Plan Purpose

- In 2018, SCAG adopted a Strategic Plan that aimed to guide the organization in addressing regional issues, advancing the region's policy interests, expanding its value-added services, and becoming a workplace of choice.
- As the Agency's work has evolved, SCAG recognized the need to update the Strategic Plan to ensure continued success and effectively support the ever-growing set of complex challenges and opportunities in the region.
- The 2024 Strategic Plan will serve as a framework to guide the agency's work planning, decision-making, and resource allocation to accomplish the mission to improve the lives of Southern Californians and achieve our collective vision for the future

Inclusive and Collaborative Strategic Plan Development

- At the EAC retreat in June 2023, we shared discovery findings on SCAG’s internal and external opportunities and a set of strategic priorities to effectively deliver on our expanding roles.

Discovery Included Feedback from:



Inclusive and Collaborative Strategic Plan Development

- To ensure our 2024 Strategic Plan reflects a purposeful, concentrated effort we engaged our experts across the organization to continue refining our Strategic Plan
- We created eight working groups and held a series of workshops with the Executive Team and Management Team designed to translate the findings into Strategic Priorities and Objectives as the foundation for the Strategic Plan
- The Strategic Plan presented to you today redefines the key roles SCAG plays for the region and the services provided. It sets forth a fresh set of Strategic Priorities and Objectives to guide the agency’s focus, operations, and performance, and deliver on the mission to improve the lives of Southern Californians and beyond

Our Values

Be Open

Be accessible, respectful, collaborative and transparent in the work we do.

Lead By Example

Lead with integrity and fairness in working to meet the diverse needs of all people and communities in our region.

Make An Impact

In all endeavors, effect positive and sustained outcomes that make our region thrive.

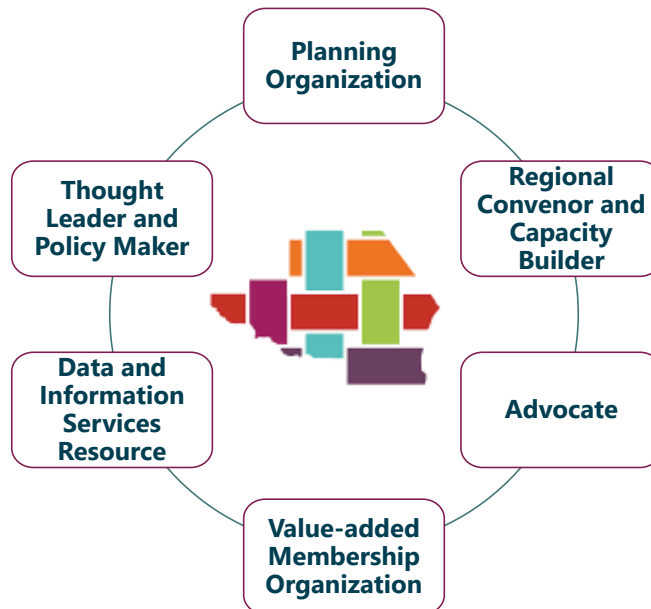
Be Courageous

Have confidence that taking deliberate, bold and purposeful risks can yield new and valuable benefits.

Cultivate Belonging

Embrace differences, foster equity, champion inclusion, and empower all.

SCAG's Roles



Our Strategic Priorities

01

Establish and implement a regional vision for a sustainable future

02

Be a cohesive and influential voice for the region

03

Spur innovation and action through leadership in research, analysis and information sharing

04

Build a unified culture anchored in the pursuit of organizational excellence

05

Secure and optimize diverse funding sources to support regional priorities

Strategic Priority #1: Establish and implement a regional vision for a sustainable future

Description: Connect SoCal represents our most-up-to-date understanding of the region, along with the policies, strategies and projects to advance the region's mobility, communities, environment and economy. SCAG's vision is to foster an environment for a healthy, prosperous, accessible and connected region for a more resilient and equitable future.

Objectives:

- Lead on regional performance-based planning and programming to target investments toward improving the safety, efficiency, affordability, equity, sustainability and maintenance of the transportation system.
- Facilitate corridor and network planning to realize seamless mobility and support implementation of Complete Streets, transit and multimodal integration across the SCAG region
- Partner to implement Transportation Demand Management and Intelligent Transportation Systems solutions to optimize system performance while planning for a connected and automated vehicle future.
- Lead the effort to establish stable and sustainable transportation funding
- Provide resources and research to develop, connect, and sustain livable and thriving communities

Strategic Priority #1: Establish and implement a regional vision for a sustainable future (cont.)

Objectives:

- Identify solutions through regional planning and local planning programs to address systemic barriers to housing production to meet the needs of the region.
- Lead efforts and funding opportunities to foster sustainable land use development across the SCAG region to foster growth while conserving and restoring natural and agriculture lands.
- Coordinate with partners to meet federal and state ambient air quality standards and support local and regional climate adaptation, mitigation and resilience activities
- Lead and partner on planning and implementation of clean fuel and clean vehicle infrastructure
- Support a sustainable, efficient and productive regional economic environment that provides opportunities for all people in the region
- Lead regional planning to foster a world-class, coordinated Southern California goods movement system that accommodates growth in the throughput of freight to the region and nation in ways that support the region's economic vitality, attainment of clean air standards and quality of life for our communities.

Strategic Priority #2: Be a cohesive and influential voice for the region

Description: SCAG has the challenge and opportunity of bridging a broad set of stakeholders and priorities to advance the region's mobility, community, economic and environmental goals. This strategic priority seeks to strengthen our effectiveness by improving communication, creating strong alliances and advocacy, and enhancing our credibility with decision-makers and stakeholders with a cohesive voice.

Objectives:

- Build a deep understanding of the needs of all our communities and stakeholders to inform our work
- Facilitate regional dialogue and collaboration on key issues for effective policy development
- Build the agency's credibility as a policy thought leader and strengthen relationships with partners
- Position SCAG as a leader in legislative advocacy and influence key policy areas
- Ensure members and stakeholders understand the impact of SCAG's work and are empowered to lead on regional issues (e.g., development of board policy issues).

Strategic Priority #3: Spur innovation and action through leadership in research, analysis and information sharing

Description: The increasing complexity of the regional planning process requires cutting edge research leadership to develop solutions that align actions across disciplines and sectors to achieve shared goals. Therefore, the need to understand the evolving complexity and interconnectivity between broader issues requires SCAG to advance our efforts to research, analyze and share data and tools that enhance local and regional planning work for our members and beyond.

Objectives:

- Ensure SCAG is a trusted source for accurate data and intelligence dedicated to objective analysis of regional plans and assisting local jurisdictions with planning
- Lead in planning research and analysis leveraging cutting-edge tools (e.g. Big Data, AI, Activity Based Model, GIS, Scenario Planning Model, Regional Data Platform) to generate insights to inform regional and local decision-making.
- Leverage local planning programs and pilots to reveal local solutions that can be scaled to achieve regional objectives (e.g., Sustainable Communities Program, Regional Pilot Initiatives Program).
- Establish models for partnerships internally and with the private sector, universities and Community Based Organizations to leverage the diversity of skills, expertise and experience resident in the region.

Strategic Priority #4: Build a unified culture anchored in the pursuit of organizational excellence

Description: Remain a workplace of choice by prioritizing excellence in every aspect of the organization. Ensure SCAG's values are embedded across the organization's culture, processes, systems and structures. As priorities and resources shift, be a continuous learning organization built on trust, transparency, collaboration and staff engagement.

Objectives:

- Cultivate a positive employee experience where all feel valued and inspired to reach their fullest potential
- Utilize internal governance to define, prioritize, and resource operational improvements in support of business objectives, effectiveness and efficiency
- Enhance internal communication, information accessibility and knowledge management
- Leverage effective use of technology to improve efficiency, drive innovation, and optimize collaboration
- Optimize processes for efficient multi-disciplinary ideation and collaboration, from project initiation to implementation and ongoing maintenance

Strategic Priority #5: Secure and optimize diverse funding sources to support regional priorities

Description: Through good stewardship, ensure our region and SCAG have the funding required to support robust planning, research, and project implementation to address the diverse regional priorities identified in Connect SoCal.

Objectives:

- Maintain fair, equitable and compliant project selection and funding administration
- Establish recurring revenue to support essential regional needs, including community development and housing initiatives
- Pursue and advocate for new funding opportunities that support member agencies and SCAG
- Preserve and grow existing critical funding sources
- Explore opportunities to leverage Agency expertise to develop revenue-generating products and/or services

SCAG's 2024 Strategic Plan: Final Adoption





THANK YOU!



AGENDA ITEM 2
REPORT

Southern California Association of Governments
May 1, 2024

To: Executive/Administration Committee (EAC)
Regional Council (RC)

**EXECUTIVE DIRECTOR'S
APPROVAL**

From: Cindy Giraldo, Chief Financial Officer
(213) 630-1413, giraldo@scag.ca.gov

Subject: Resolution No. 24-665-1 Approving the Fiscal Year 2024-25 Final
Comprehensive Budget

RECOMMENDED ACTION FOR EAC:

That the Executive Administration Committee recommend that the Regional Council:

- 1) Adopt Resolution No. 24-665-1 approving the Fiscal Year 2024-25 (FY2024-25) Final Comprehensive Budget, subject to approval of the General Fund Budget and Membership Dues Assessment by the SCAG General Assembly;
- 2) Authorize the Executive Director, or his designee, to submit the FY 2024-25 Overall Work Program (OWP) to the California Department of Transportation (Caltrans), Federal Highway Administration (FHWA), and Federal Transit Administration (FTA); and
- 3) Authorize the Executive Director, or his designee, to submit the FY2024-25 Indirect Cost Rate Proposal (ICRP) and the FY2024-25 Fringe Benefits Cost Rate Proposal to the FTA.

RECOMMENDED ACTION FOR RC:

That the Regional Council:

- 1) Adopt Resolution No. 24-665-1 approving the Fiscal Year 2024-25 (FY2024-25) Final Comprehensive Budget, subject to approval of the General Fund Budget and Membership Dues Assessment by the SCAG General Assembly;
- 2) Authorize the Executive Director, or his designee, to submit the FY 2024-25 Overall Work Program (OWP) to the California Department of Transportation (Caltrans), Federal Highway Administration (FHWA), and Federal Transit Administration (FTA); and
- 3) Authorize the Executive Director, or his designee, to submit the FY2024-25 Indirect Cost Rate Proposal (ICRP) and the FY2024-25 Fringe Benefits Cost Rate Proposal to the FTA.

STRATEGIC PLAN:

This item supports the following Strategic Plan Goal 7: Secure funding to support agency priorities to effectively and efficiently deliver work products.

EXECUTIVE SUMMARY:

On March 6 and 7, 2024, the EAC and RC, respectively, approved the FY 2024-25 Draft Comprehensive Budget, which included the FY 2024-25 Draft Overall Work Program (OWP), the



General Fund Budget and Membership Assessment, the Federal Transit Administration (FTA) Discretionary and Formula Grant Budget, the Transportation Development Act (TDA) Budget, the Indirect Cost Budget, and the Fringe Benefits Budget. Additionally, the Regional Council authorized the release of the FY 2024-25 Draft OWP for a 30-day public comment period and the transmittal of the FY 2024-25 General Fund Budget and Membership Dues Assessment to the SCAG General Assembly for adoption on May 2, 2024.

The FY 2024-25 Final Comprehensive Budget meets SCAG’s primary responsibility requirements and furthers the implementation of our long-range Regional Transportation Plan/Sustainable Communities Strategy, Connect SoCal. The FY 2024-25 Draft OWP was submitted to Caltrans, FHWA, and FTA for their review and comment. The comments received from Caltrans were addressed and incorporated into the FY 2024-25 Final OWP. The Final OWP also includes an annual self-certification form in which SCAG certifies that its transportation planning process is being carried out in accordance with all applicable requirements.

Staff recommends approval of the FY 2024-25 Final Comprehensive Budget in the amount of \$403.7 million, which is \$26.3 million or 7% more than the FY 2024-25 Draft Comprehensive Budget. The changes between the Draft and Final Budget are summarized in Tables 1 and 2 below.

DISCUSSION:

The FY 2024-25 Final Comprehensive Budget is \$403.7 million, \$26.3 million more than the FY 2024-25 Draft Comprehensive Budget. **Table 1** summarizes funding source changes between the FY 2024-25 Draft Comprehensive Budget and the FY 2024-25 Final Comprehensive Budget. The changes to funding sources resulted in a net increase to the budget of \$26.3 million. **The increase is primarily due to the carryover adjustments in the amount of \$13.6 million, as well as the programming of new grants and other changes in the amount of \$12.6 million.**

Table 1. FY 2024-25 Funding Sources			
FUNDING SOURCES	FY25 Draft	Draft vs Final	FY25 Final
Recurring Funding Sources			
FHWA PL - Metropolitan Planning	25,324,480	4,294	25,328,774
FTA 5303 - Metropolitan Planning	14,767,244	193,056	14,960,300
SB 1 - Sustainable Communities Formula Grants	8,053,620	468,307	8,521,927
TDA	11,245,201	311,046	11,556,247
General Fund	3,089,698	-	3,089,698
Carbon Reduction Program (CRP)	8,754,060	(259,019)	8,495,041
One-Time/Special Grants and Third-Party Contribution Funding Sources			
Federal Other	1,251,084	12,106,190	13,357,274
State Other	3,743,986	500,000	4,243,986
SHA - Climate Adaptation Grant	299,959	-	299,959
Regional Early Action Planning (REAP) 2019 Grants	265,859	-	265,859
Regional Early Action Planning (REAP) 2021 Grants	203,004,546	-	203,004,546
MSRC Last Mile Freight Program (LMFP) Grant	11,801,600	4,767,314	16,568,914
In-Kind Commitments	5,999,607	(292,968)	5,706,639
Cash/Local Other	76,320,636	8,482,154	84,802,790
SUBTOTAL	373,921,580	26,280,374	400,201,954
Fringe Benefits Carryforward	1,912,094	-	1,912,094
Indirect Cost Carryforward	1,588,234	-	1,588,234
SUBTOTAL	3,500,328	-	3,500,328
Indirect Cost Budget Change/Allocated Indirect Cost Change	-	-	-
TOTAL FUNDING SOURCES	377,421,908	26,280,374	403,702,282

Table 2 summarizes the expenditure changes between the FY 2024-25 Draft Comprehensive Budget and the FY 2024-25 Final Comprehensive Budget. The changes to expenditures resulted in a net increase of \$26.3 million.

Table 2. FY 2024-25 Expenditures			
EXPENDITURES	FY25 Draft	Draft vs Final	FY25 Final
Salaries & Benefits	47,424,741	-	47,424,741
Consultants	55,531,469	14,902,090	70,433,559
Consultants-Technical Assistance/Pass-Through Payments	171,664,739	-	171,664,739
In-Kind Commitments	5,999,607	(292,968)	5,706,639
Cash/Local Other	75,342,907	8,482,154	83,825,061
Other Costs	21,458,445	3,189,098	24,647,543
TOTAL EXPENDITURES	377,421,908	26,280,374	403,702,282

The Comprehensive Budget is comprised of several Budgets, including:

- OWP Budget;
- FTA Discretionary and Formula Grant Budget;

- TDA Budget;
- General Fund Budget;
- Fringe Benefits Budget; and
- Indirect Cost Budget

The \$26.3 million increase between the FY 2024-25 Draft Comprehensive Budget and the FY 2024-25 Final Comprehensive Budget is entirely within the OWP Budget. Only budget-neutral changes were incorporated into the other budget programs.

Overall Work Program (OWP)

The Draft OWP was released for a 30-day public comment period, from March 7 to April 8, 2024, and submitted to Caltrans, FHWA, and FTA for their review and comment. No comments were received from the general public. The comments received from Caltrans were addressed and incorporated into the Final OWP. The Final OWP also includes an annual self-certification form in which SCAG certifies that its transportation planning process is being carried out in accordance with all applicable requirements. Following approval of the EAC and RC, the FY 2024-25 Final OWP will be submitted to Caltrans no later than May 10, 2024.

The FY 2024-25 Final OWP budget is \$396.1 million, \$26.3 million more than the Draft OWP budget. **Attachment 3** includes a list of budget changes for the Final Comprehensive Budget, including the OWP.

Table 3 summarizes the funding source changes between the FY 2024-25 Draft OWP Budget and the FY 2024-25 Final OWP Budget.

Table 3. FY 2024-25 OWP Funding Sources			
OWP FUNDING SOURCES	FY25 Draft	Draft vs Final	FY25 Final
FHWA PL - Metropolitan Planning	24,201,340	-	24,201,340
FHWA PL - Metropolitan Planning Carryover	1,123,140	4,294	1,127,434
FTA 5303 - Metropolitan Planning	10,175,296	(197,351)	9,977,945
FTA 5303 - Metropolitan Planning Toll Credit	1,863,300	197,351	2,060,651
FTA 5303 - Metropolitan Planning Carryover	2,728,648	193,056	2,921,704
Federal Other	1,251,084	12,106,190	13,357,274
Carbon Reduction Program (CRP)	8,754,060	(259,019)	8,495,041
SB 1 - Sustainable Communities Formula Grants	8,053,620	468,307	8,521,927
SHA - Climate Adaptation Grant	299,959	-	299,959
TDA	10,470,936	311,046	10,781,982
State Other	3,743,986	500,000	4,243,986
Regional Early Action Planning (REAP) 2019 Grants	265,859	-	265,859
Regional Early Action Planning (REAP) 2021 Grants	203,004,546	-	203,004,546
MSRC Last Mile Freight Program (LMFP) Grant	11,801,600	4,767,314	16,568,914
In-Kind Commitments	5,999,607	(292,968)	5,706,639
Cash/Local Other	76,042,907	8,482,154	84,525,061
TOTAL FUNDING SOURCES	369,779,888	26,280,374	396,060,262

- 1) 0.02% or \$4,294 increase for FHWA PL, and 1.31% or \$193,056 increase for FTA 5303 due to consultant carryover adjustments;
- 2) 967.66% or \$12.11 million increase for Federal Other due to an addition of Year 4 Department of Energy (DOE) Clean Cities grant funding as well as the Safe Streets and Roads for All (SS4A) grant funding. The DOE Year 4 funding was programmed and approved as part of the FY 2023-24 Budget Amendment 2, following the FY 2024-25 Draft Budget preparation. The SS4A grant funding is newly added to the FY 2024-25 Final Budget to reflect the recent grant award. The grant agreement for the SS4A funding is currently pending execution and is anticipated to be executed in early FY 2024-25;
- 3) (2.96%) or (\$259,019) decrease for CRP funding due to the match shift noted in 5) below;
- 4) 5.81% or \$468,307 increase for SB1 Formula Funds due to consultant carryover adjustments;
- 5) 2.97% or \$311,046 increase for TDA due to consultant carryover adjustments as well as shifting the required match for CRP staff costs from in-kind contributions to TDA funding;
- 6) 13.35% or \$500,000 increase for State Other due to programming the Sustainable Agricultural Lands Conservation Program (SALC) grant funding for a project to support the Natural & Agricultural Lands Economic and Resilience Benefits Study and Landscape Analysis White Paper. Programming of the SALC grant funding was approved as part of the FY 2023-24 Budget Amendment 2. The grant agreement is currently pending execution and is anticipated to be executed in late FY 2023-24;
- 7) 40.40% or \$4.77 million increase for MSRC LMFP due to carryover adjustments. The subrecipients under the MSRC LMFP program are eligible for reimbursement only after they complete the project. Most of the projects are scheduled to be completed in FY 2024-25; hence, most of the grant funding is being carried over to FY 2024-25;
- 8) (4.88%) or (\$292,968) decrease for In-Kind Commitments primarily due to the match funding source shift described under the bullet point 5) above for the TDA changes; and
- 9) 11.15% or \$8.48 million increase for Cash/Local Other due to the required match adjustments due to the carryover adjustments, as described under bullet point 7) above for the MSRC LMFP changes. This represents the contributions from the LMFP subrecipients.

Table 4 summarizes the expenditure changes between the FY 2024-25 Draft OWP Budget and the FY 2024-25 Final OWP Budget.

Table 4. FY 2024-25 OWP Expenditures			
OWP EXPENDITURES	FY25 Draft	Draft vs Final	FY25 Final
Salaries & Benefits	57,275,344	1	57,275,345
Consultants*	52,032,032	14,902,090	66,934,122
Consultants-Technical Assistance/Pass-Through Payments	171,664,739	-	171,664,739
In-Kind Commitments	5,999,607	(292,968)	5,706,639
Cash/Local Other	75,342,907	8,482,154	83,825,061
Other Costs	7,465,259	3,189,097	10,654,356
TOTAL EXPENDITURES	369,779,888	26,280,374	396,060,262
*Consultants includes Consultants and Consultant Toll Credits			

- 1) 28.64% or \$14.9 million increase for carryover adjustments. This includes \$8.81 million for the newly programmed SS4A consultant cost, \$4.77 million for the LMFP carryover, \$0.5 million for the SALC consultant cost, and the remaining \$0.82 million for the CPG, SB1, and TDA consultant carryover adjustments;
- 2) (4.88%) or (292,968) decrease for In-Kind Commitments primarily due to the match funding source shift for CRP staff costs from in-kind contributions to TDA funding, as described in the funding source changes above;
- 3) 11.26% or \$8.48 million increase for Cash/Local Other due to the required match adjustments as a result of the carryover adjustments, as described in the funding source changes above; and
- 4) 42.72% or \$3.19 million increase for Other Costs due to account for the costs associated with the SS4A grant project, such as travel and off-site storage, as well as set aside to reserve funding needed to support the SS4A-related labor costs in the out years. The set-aside labor budget is temporarily programmed under the Other Costs category and will be shifted from the Other Costs category to Salaries and Benefits as the grant enters its out years.

The OWP line item expenditures are described beginning on page 27 of the FY 2024-25 Final Comprehensive Budget, and the FY 2024-25 Final OWP is available online at <https://scag.ca.gov/financial-overall-work-program>.

There were no increases and/or decreases to the General Fund Budget, the FTA Discretionary and Formula Grant Budget, the TDA Budget, the Indirect Cost Budget, and the Salaries & Fringe Benefits Budget between the FY 2024-25 Draft Comprehensive Budget and the FY 2024-25 Final Comprehensive Budget.

FISCAL IMPACT:

The FY 2024-25 Comprehensive Budget guides the management of the agency’s financial resources. The OWP is SCAG’s transportation planning grant application for federal and state funds and



contract for the state fiscal year, July 1 through June 30. Approval of the budget document will allow SCAG to receive federal and state planning funds for FY 2024-25.

ATTACHMENT(S):

1. Resolution No. 24-665-1 Approving the FY 2024-25 Final Comprehensive Budget
2. FY25 FINAL_COMPREHENSIVE BUDGET_May 2, 2024 RC Mtg
3. List of Budget Changes - FY 2024-25 Final Comprehensive Budget



SOUTHERN CALIFORNIA
ASSOCIATION OF GOVERNMENTS
900 Wilshire Blvd., Ste. 1700
Los Angeles, CA 90017
T: (213) 236-1800
www.scag.ca.gov

RESOLUTION NO. 24-665-1

**A RESOLUTION OF THE SOUTHERN CALIFORNIA
ASSOCIATION OF GOVERNMENTS (SCAG)
APPROVING THE FISCAL YEAR 2024-25
COMPREHENSIVE BUDGET**

REGIONAL COUNCIL OFFICERS

- President
Art Brown, Buena Park
- First Vice President
Curt Hagman, County of San Bernardino
- Second Vice President
Cindy Allen, Long Beach
- Immediate Past President
Jan C. Harnik, Riverside County Transportation Commission

COMMITTEE CHAIRS

- Executive/Administration
Art Brown, Buena Park
- Community, Economic & Human Development
Frank Yokoyama, Cerritos
- Energy & Environment
Deborah Robertson, Rialto
- Transportation
Tim Sandoval, Pomona

WHEREAS, the Southern California Association of Governments (SCAG) is the Metropolitan Planning Organization, for the six-county region consisting of Los Angeles, Orange, San Bernardino, Riverside, Ventura, and Imperial counties pursuant to 23 U.S.C. § 134 et seq. and 49 U.S.C. § 5303 et seq.; and

WHEREAS, SCAG has developed the Fiscal Year (FY) 2024-25 Comprehensive Budget that includes the following budget components: the Overall Work Program (OWP); the FTA Discretionary and Formula Grant Budget; the TDA Budget; the General Fund Budget; the Indirect Cost Budget; and the Fringe Benefits Budget; and

WHEREAS, the OWP is the basis for SCAG’s annual regional planning activities and budget; and

WHEREAS, in conjunction with the OWP Agreement and Master Fund Transfer Agreement, the OWP constitutes the annual funding contract between the State of California Department of Transportation (Caltrans) and SCAG for the Consolidated Planning Grant (CPG), and the Sustainable Transportation Planning Grants; and

WHEREAS, SCAG is also eligible to receive other Federal and/or State grant funds and/or local funds for certain regional transportation planning related activities. For such funding upon award, the funds are implemented through the OWP and SCAG and the applicable Federal or State agency shall execute the applicable grant agreement(s); and

WHEREAS, SCAG’s Regional Council authorized release of the FY 2024-25 Draft OWP for a thirty-day public comment period on March 7, 2024, and submitted the Draft OWP to Caltrans, the Federal Transportation Agency and the Federal Highway Administration for review and comment. All comments received to the Draft OWP have been addressed and incorporated into the FY 2024-25 Final OWP within the Comprehensive Budget as appropriate; and

WHEREAS, the FY 2024-25 Comprehensive Budget, along with its corresponding staff report and this resolution, has been reviewed and discussed by SCAG’s Regional Council on May 2, 2024.

NOW, THEREFORE, BE IT RESOLVED, by the Regional Council of the Southern California Association of Governments, that the FY 2024-25 Comprehensive Budget is approved and adopted.

Attachment: Resolution No. 24-665-1 Approving the FY 2024-25 Final Comprehensive Budget (Resolution No. 24-665-1 Approving the Fiscal

BE IT FURTHER RESOLVED THAT:

1. The Regional Council hereby authorizes submittal of the FY 2024-25 OWP to the participating State and Federal agencies.
2. The Regional Council hereby authorizes submittal of SCAG's approved FY 2024-25 Indirect Cost Rate Proposal (ICRP) to the participating State and Federal agencies.
3. SCAG pledges to pay or secure in cash or services, or both, the matching funds necessary for financial assistance.
4. The SCAG Executive Director, or in his or her absence, the Chief Financial Officer, is hereby designated and authorized to execute all related agreements and other documents on behalf of the Regional Council.
5. The SCAG Bylaws give the SCAG Executive Director authority to administer the Personnel Rules. In accordance with that authority, the SCAG Executive Director, or in his or her absence, the Chief Financial Officer, is hereby designated and authorized to make administrative amendments to the FY 2024-25 Comprehensive Budget including the OWP to implement the Personnel Rules.
6. The SCAG Executive Director, or in his or her absence, the Chief Financial Officer, is hereby authorized to make and submit to the applicable funding agencies, the necessary work program, and budget amendments to SCAG's FY 2024-25 Comprehensive Budget including the OWP, based on actual available funds and to draw funds as necessary on a line of credit or other requisition basis.
7. The SCAG Executive Director, or in his or her absence, the Chief Financial Officer, is hereby authorized to submit grant applications and execute the applicable grant agreements and any amendments with the applicable Federal or State agency and to implement grant funds through SCAG's OWP, and this includes submittal and execution of the required Overall Work Program Agreement (OWPA) and the Master Fund Transfer Agreement (MFTA) with Caltrans, as part of the Caltrans Sustainable Transportation Planning Grant Programs, which includes a grant project entitled, "The Soboba Tribal Climate Change Adaptation Plan."
8. The SCAG Executive Director, or in his or her absence, the Chief Financial Officer, is hereby authorized to make administrative amendments to the FY 2024-25 OWP that do not affect the delivery of regional transportation planning tasks, activities, steps, products, or the funding amounts listed on the OWPA.
9. The SCAG Executive Director, or in his or her absence, the Chief Financial Officer, is hereby authorized to make administrative amendments to the FY 2024-25 General Fund Budget; the Indirect Cost Budget; the Fringe Benefit Budget; FTA Discretionary and Formula Grant Budget; and the TDA Budget that do not exceed the overall funding amounts approved by the SCAG Regional Council and the participating State and Federal agencies.

10. The SCAG Executive Director, or in his or her absence, the Chief Financial Officer, is hereby authorized to make administrative amendments to the FY 2024-25 TDA Budget, including exceeding the TDA Budget approved by the Regional Council, for the purpose of allocating additional funding to projects that are included in the approved OWP, when such exceedance is necessary to execute or implement the OWP approved by the Regional Council.
11. The Executive Administration Committee, if authorized by the General Assembly through the General Fund budget adoption, and to be consistent with such delegation from the General Assembly, is delegated authority and authorized to make amendments to the FY 2024-25 General Fund Budget that do not impact the Membership Assessment Schedule, including amending the General Fund Budget approved by the General Assembly, when such exceedance is necessary to execute or implement the operational activities and the exceedance can be covered by the Unassigned General Fund balance.
12. The SCAG Executive Director, or in his or her absence, the Chief Financial Officer, is hereby authorized to negotiate and execute subrecipient agreements (e.g., memorandum of understanding) and related documents, on behalf of the Regional Council, involving the expenditure of funds programed under the FY 2024-25 Comprehensive Budget including the OWP.

PASSED, APPROVED AND ADOPTED by the Regional Council of the Southern California Association of Governments at its regular meeting this 2nd day of May, 2024.

Art Brown
President, SCAG
City of Buena Park

Attested by:

Kome Ajise
Executive Director

Approved as to Form:

Jeffery Elder
Chief Counsel



Final COMPREHENSIVE BUDGET Fiscal Year 2024-25

MAY 2024

Packet Pg. 59

Attachment: FY25 FINAL_COMPREHENSIVE BUDGET_May 2, 2024 RC Mtg (Resolution No. 24-665-1 Approving the Fiscal Year 2024-25 Final

SOUTHERN CALIFORNIA ASSOCIATION OF GOVERNMENTS

COMPREHENSIVE BUDGET

Fiscal Year 2024-25

TABLE OF CONTENTS

Section I – Overview	Page
Introduction.....	3
SCAG Organization.....	4
Organizational Chart.....	5
SCAG Strategic Plan.....	6
Comprehensive Budget Overview.....	10
Comprehensive Line Item Budget.....	12
Description of Budget Line Items.....	14
Section II – Budget Components	
Overall Work Program (OWP).....	20
• OWP Funding Sources.....	20
• OWP Line Item Budget.....	27
• OWP Programs.....	29
FTA Discretionary and Formula Grant Budget.....	53
TDA Budget.....	54
General Fund Budget (GF).....	56
• Program Overview.....	56
• Membership Dues Assessments.....	56
• GF Line Item Budget.....	57
Fringe Benefits Budget (FB).....	60
• Program Overview.....	60
• FB Line Item Budget.....	61
Indirect Cost Budget (IC).....	62
• Program Overview.....	62
• IC Line Item Budget.....	63
• IC Work Areas.....	64
Section III – Appendices	
Membership Assessment.....	65
SCAG Salary Schedule.....	72



Final
COMPREHENSIVE BUDGET
Fiscal Year 2024-25



SECTION I
OVERVIEW

ORGANIZATION

INTRODUCTION

This document contains the Southern California Association of Governments (SCAG) Comprehensive Budget for Fiscal Year (FY) 2024-25.

The annual budget consists of the following:

- Overall Work Program (OWP)
A federal, state, and locally funded budget consisting of projects related to regional planning in the areas of transportation, housing, and the environment.
- Federal Transit Administration (FTA) Discretionary & Formula Grant Budget
A budget for federal grant funds of which SCAG is the designated recipient and must pass through to eligible public agencies for specialized transportation programs and projects.
- TDA Budget
A locally funded budget consisting of direct projects that are both inside and outside of the OWP and FTA Discretionary & Formula Grant budget programs.
- General Fund Budget (GF)
A budget that utilizes SCAG members' dues for activities not eligible for federal and state funding.
- Indirect Cost Budget (IC)
The budget for the administrative and operations support of SCAG.
- Fringe Benefits Budget (FB)
The budget for the fringe benefits and leave time of SCAG employees.

ORGANIZATION

SCAG ORGANIZATION

SCAG, founded in 1965, is a Joint Powers Authority under California state law, established as an association of local governments and agencies that voluntarily convene as a forum to address regional issues. Under federal law, SCAG is designated as a Metropolitan Planning Organization (MPO) and under state law as the Multicounty Designated Transportation Planning Agency for the six (6) county Southern California region. Through SCAG, city and county governments throughout Southern California come together to develop solutions to common problems in transportation, housing, air quality, and other issues. To foster innovative regional solutions that improve the lives of Southern Californians through inclusive collaboration, visionary planning, regional advocacy, information sharing, and promoting best practices.

SCAG's primary responsibilities include the development of the Regional Transportation Plan/Sustainable Communities Strategy (RTP/SCS); the Federal Transportation Improvement Program (FTIP); the annual OWP; and the transportation-related portions of local air quality management plans. Under the federal Clean Air Act, SCAG is responsible for determining if regional transportation plans and programs conform with applicable state air quality plans. SCAG's additional functions include the intergovernmental review of regionally significant development projects and the periodic preparation of a Regional Housing Needs Assessment (RHNA).

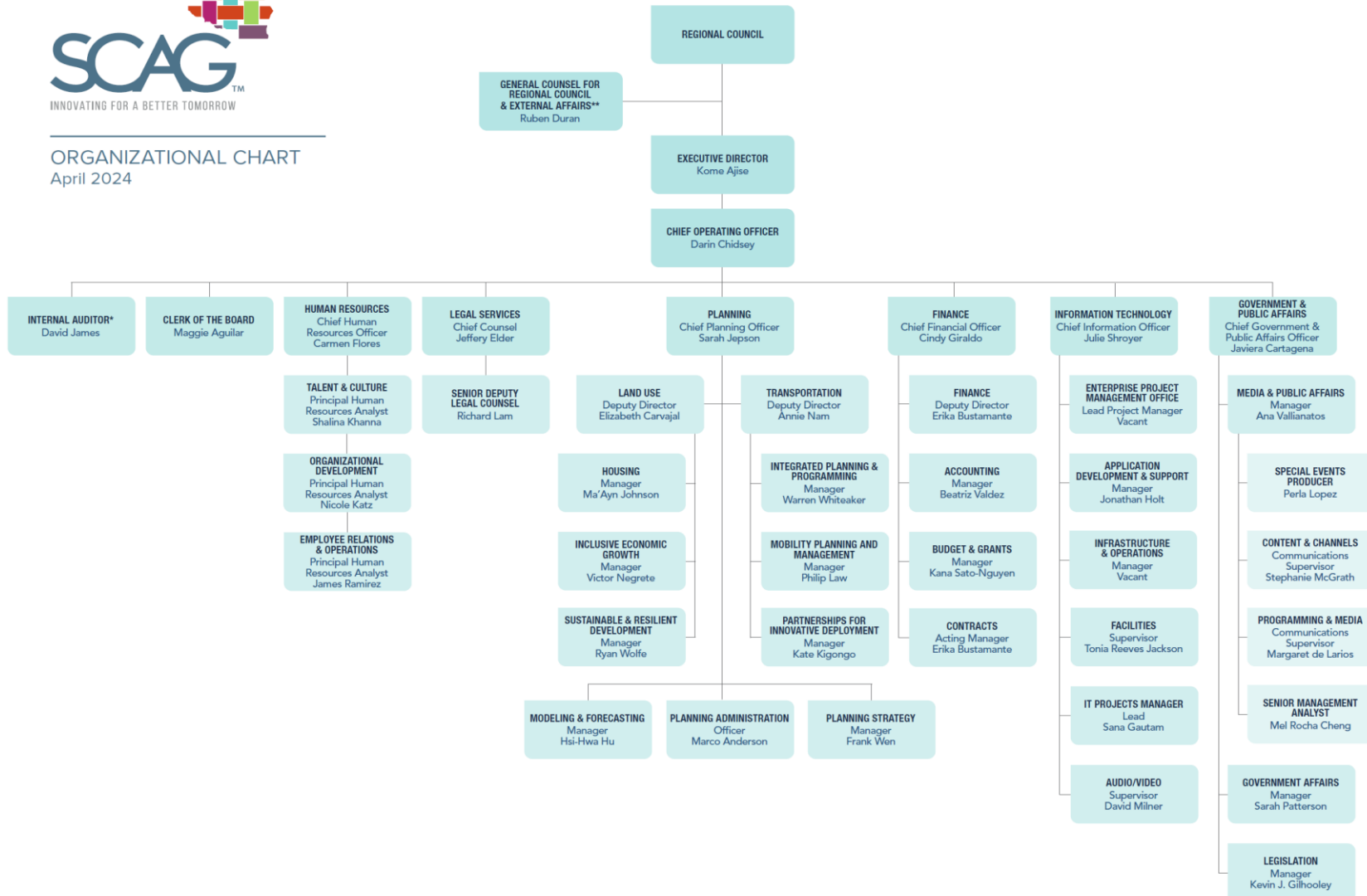
In addition to the six (6) counties and 191 cities that make up SCAG's region, there are six (6) County Transportation Commissions (CTCs) that hold the primary responsibility for programming and implementing transportation projects, programs, and services in their respective counties. The agency also operates via a number of critical partnerships at the local, state, and federal levels. In addition to its federal and state funding partners, including but not limited to, Federal Highway Administration (FHWA), Federal Transit Administration (FTA), Federal Aviation Administration, California Transportation Commission, California Department of Transportation (Caltrans), etc., SCAG's planning efforts are closely coordinated with regional transit operators, Tribal Governments and fifteen sub-regional Councils of Governments (COGs) or joint power agencies that represent SCAG's cities and counties.

The framework for developing the FY 2024-25 Comprehensive Budget is SCAG's multi-year Strategic Plan that focuses on SCAG's vision and priorities and improves the organization and its operations. The FY 2024-25 Comprehensive Budget supports Strategic Plan Goal #7 – Secure funding to support agency priorities to effectively and efficiently deliver work products. All the work programs funded in the budget support at least one of the seven Strategic Plan Goals.

ORGANIZATION



ORGANIZATIONAL CHART April 2024



* Takes direction from the Audit Committee
** Takes direction from the Regional Council

AJZ/SCAG Org Chart 2024.04.03

STRATEGIC PLAN

STRATEGIC PLAN COMPONENTS

Vision Statement

Southern California's Catalyst for a Brighter Future.

Mission Statement

To foster innovative regional solutions that improve the lives of Southern Californians through inclusive collaboration, visionary planning, regional advocacy, information sharing, and promoting best practices.

Core Values

Be Open

Be accessible, candid, collaborative, and transparent in the work we do.

Lead by Example

Commit to integrity and equity in working to meet the diverse needs of all people and communities in our region.

Make an Impact

In all endeavors, effect positive and sustained outcomes that make our region thrive.

Be Courageous

Have confidence that taking deliberate, bold, and purposeful risks can yield new and valuable benefits.

STRATEGIC PLAN

STRATEGIC PLAN GOALS

GOAL #1

Produce innovative solutions that improve the quality of life for Southern Californians.

Objectives

- A. Create plans that enhance the region's strength, economy, resilience, and adaptability by reducing greenhouse gas (GHG) emissions and air pollution.
- B. Be the leading resource for best practices that lead to local implementation of sustainable and innovative projects.
- C. Ensure quality, effectiveness, and implementation of plans through collaboration, pilot testing, and objective, data-driven analysis.
- D. Identify partnership opportunities with the private sector to yield public benefits.
- E. Facilitate inclusive and meaningful engagement with diverse stakeholders to produce plans that are effective and responsive to community needs.
- F. Partner with the broader research community to ensure plans are informed by the most recent research and technology.

GOAL #2

Advance Southern California's policy interests and planning priorities through regional, statewide, and national engagement and advocacy.

Objectives

- A. Cultivate dynamic knowledge of the major challenges and opportunities relevant to sustainability and quality of life in the region.
- B. Develop and implement effective legislative strategies at both the state and federal levels.
- C. Advocate for the allocation, distribution, and expenditure of resources to meet the region's needs.
- D. Promote and engage partners in a cooperative regional approach to problem-solving.
- E. Act as the preeminent regional convener to shape regional, state, and national policies.

GOAL #3

Be the foremost data information hub for the region.

Objectives

- A. Develop and maintain models, tools, and data sets that support innovative plan development, policy analysis, and project implementation.
- B. Become the information hub of Southern California by improving access to current, historical, local, and regional data sets that reduce the costs of planning and increase the efficiency of public services.
- C. Allocate resources to accelerate public sector innovation related to big data, open data

STRATEGIC PLAN

and smart communities with a focus on social equity in the deployment of new technologies across the region.

- D. Develop partnerships and provide guidance by sharing best practices and promoting collaborative research opportunities with universities, local communities and the private sector regionally, nationally, and internationally.
- E. Facilitate regional conversations to ensure data governance structures are in place at the local and regional level to standardize data sets, ensure timely updates of data, and protect the region's data systems and people.
- F. Model best practices by prioritizing continuous improvement and technical innovations through the adoption of interactive, automated, and state-of-the-art information tools and technologies.

GOAL #4

Provide innovative information and value-added services to enhance member agencies' planning and operations and promote regional collaboration.

Objectives

- A. Promote information-sharing and local cost savings with enhanced services to member agencies through networking events, educational and training opportunities, technical assistance, and funding opportunities.
- B. Provide resources and expertise to support local leaders and agencies in implementing regional plans.
- C. Expand SCAG's ability to address local and regional planning and information needs by prioritizing regular engagement with members to develop innovative, insight-driven, and interactive tools.
- D. Promote data-driven decision making, government transparency, and information as public engagement tools to increase opportunities for the public to inform local and regional policy.
- E. Identify, support, and partner with local champions to foster regional collaboration.

GOAL #5

Recruit, support, and develop a world-class workforce and be the workplace of choice.

Objectives

- A. Integrate the Strategic Plan into SCAG's day-to-day operations by defining roles and responsibilities across the agency.
- B. Prioritize a diverse and cooperative environment that supports innovation, allows for risk-taking, and provides opportunities for employees to succeed.
- C. Encourage interdepartmental collaboration through the use of formal and informal communication methods.
- D. Adopt and support enterprise-wide data tools to promote information sharing across

STRATEGIC PLAN

the agency.

- E. Anticipate future organizational needs of the agency by developing a systematic approach to succession planning that ensures leadership continuity and cultivates talent.
- F. Invest in employee development by providing resources for training programs, internal mentorship opportunities, and partnerships with universities.
- G. Foster a culture of inclusion, trust, and respect that inspires relationship-building and employee engagement.

GOAL #6

Deploy strategic communications to further agency priorities and foster public understanding of long- range regional planning.

Objectives

- A. Leverage cutting-edge communication tools and strategies to maximize connectivity and sustain regional partnerships.
- B. Produce clear and consistent communications, media, and promotional campaigns that exemplify agency values and standards.
- C. Enhance the SCAG brand as a respected and influential voice for the region increasing awareness of agency's work and purpose.
- D. Practice robust public engagement, conducting proactive outreach to traditionally underrepresented communities as well as long-term stakeholders.

GOAL #7

Secure funding to support agency priorities to effectively and efficiently deliver work products.

Objectives

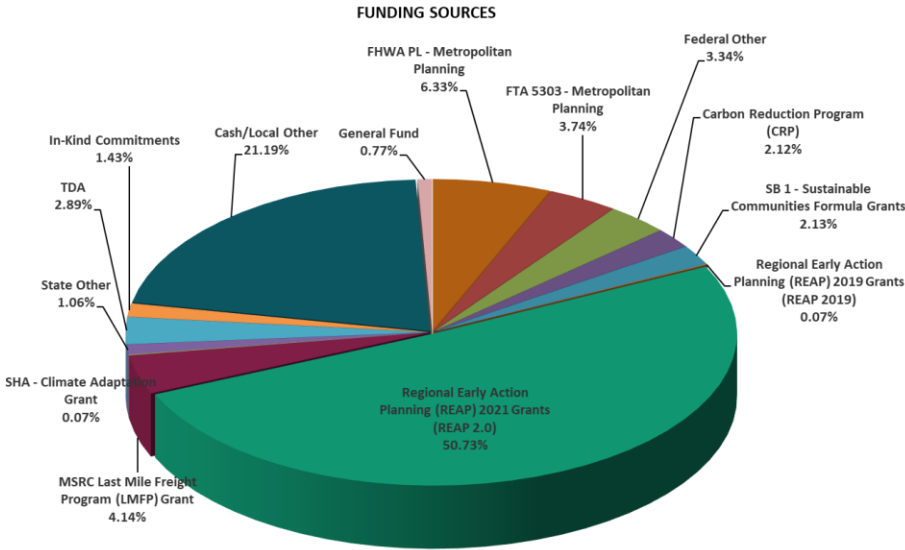
- A. Pursue innovative funding opportunities for planning and infrastructure investments.
- B. Maximize efficiency and effectiveness in resource allocation to maintain adequate working capital, appropriate reserves, and investments, and utilize resources in a timely and responsible fashion.
- C. Pioneer best practices and streamline administrative processes to better support agency activities.
- D. Focus resources to maintain and expand programs that are aligned with agency values.

COMPREHENSIVE BUDGET

FY 2024-25 COMPREHENSIVE BUDGET

Budget Funding Sources

SCAG receives most of its recurring funding from the Federal Consolidated Planning Grant (CPG), which consists of Metropolitan Planning Funds from FHWA (FHWA PL) and FTA (FTA Section 5303) as well as Sustainable Communities Formula funds. In recent years, SCAG received the Regional Early Action Planning Grants of 2019 (REAP 2019) and 2021 (REAP 2.0) from the Department of Housing and Community Development (HCD), which represents more than 50% of the total funding sources for the FY 2024-25 Comprehensive Budget. More information on funding sources is detailed on pages 20-25. The following chart illustrates the source and relative value of SCAG's funding sources.



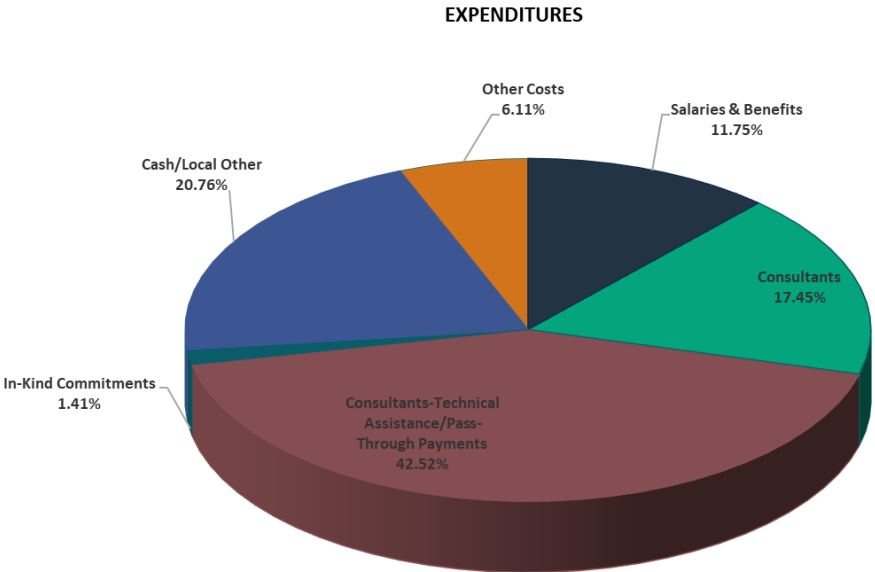
*May not total 100.00% due to rounding

FUNDING SOURCES	AMOUNT
FHWA PL - Metropolitan Planning	25,328,774
FTA 5303 - Metropolitan Planning	14,960,300
Federal Other	13,357,274
Carbon Reduction Program (CRP)	8,495,041
SB 1 - Sustainable Communities Formula Grants	8,521,927
Regional Early Action Planning (REAP) 2019 Grants (REAP 2019)	265,859
Regional Early Action Planning (REAP) 2021 Grants (REAP 2.0)	203,004,546
MSRC Last Mile Freight Program (LMFP) Grant	16,568,914
SHA - Climate Adaptation Grant	299,959
State Other	4,243,986
TDA	11,556,247
In-Kind Commitments	5,706,639
Cash/Local Other	84,802,790
General Fund	3,089,698
SUBTOTAL	400,201,954
Fringe Benefits Carryforward	1,912,094
Indirect Cost Carryforward	1,588,234
TOTAL FUNDING SOURCES	403,702,282

COMPREHENSIVE BUDGET

Budget Expenditures

SCAG allocates its budget into seven major expenditure categories. The following chart illustrates the relative values of each category. Consultants-Technical Assistance/Pass-Through Payments include the resources being allocated to the regional partners through the Call-for-Projects such as Sustainable Communities Program Call 4 and REAP 2.0 programs. Lastly, Other includes direct and indirect non-labor costs (see pages 12-13). The Consultants category in the chart and table below consists of the following cost categories: Consultant, Consultant Toll Credit, and Consultant IC REAP Admin (see page 12).



*May not total 100.00% due to rounding

EXPENDITURES	AMOUNT
Salaries & Benefits	47,424,741
Consultants	70,433,559
Consultants-Technical Assistance/Pass-Through Payments	171,664,739
In-Kind Commitments	5,706,639
Cash/Local Other	83,825,061
Other Costs	24,647,543
TOTAL EXPENDITURES	403,702,282

LINE ITEM BUDGET

Comprehensive Line Item Budget: FY22 through FY25

GL Account	Line Item	FY22 Actuals	FY23 Actuals	FY24 Adopted	FY25 Proposed	% Incr. (Decr)
500XX	Staff	\$ 21,547,217	\$ 25,657,565	\$ 30,793,976	\$ 32,166,544	4%
543XX	Consultant	21,050,899	23,281,839	68,161,127	68,372,908	0%
54302	Non-Profits/IHL	411,147	32,760	-	-	-
54303	Consultant TC	2,414,792	3,462,669	6,452,570	2,060,651	-68%
54304	Consultant - Technical Assistance/Pass-Through Payments	-	-	196,000,000	171,664,739	-12%
54340	Legal	371,814	456,833	986,339	1,234,169	25%
54360	FTA Pass-Through Payments	3,529,241	1,218,653	200,000	-	-100%
55201	Network and Communications	200,437	140,957	179,548	213,950	19%
55210	Software Support	955,508	1,158,528	1,892,709	629,337	-67%
55220	Hardware Support	405,200	76,210	693,826	283,826	-59%
55240	Repair-Maintenance	24,216	37,788	55,000	55,000	0%
55250	Cloud Services	521,103	-	-	1,395,040	-
55251	Cloud Support	276,956	1,371,857	2,754,062	338,998	-88%
55270	Software Purchases	2,399	-	-	-	-
55271	Owned Software	9,613	661,683	579,348	606,493	5%
55275	Co-location Services	148,884	167,948	171,997	171,997	0%
5528X	3rd Party Contributions	4,443,110	5,310,141	5,753,843	89,531,700	1456%
55310	Furniture & Fixture Principal	264,368	160,241	-	-	-
55315	Furniture & Fixture Interest	14,799	2,606	-	-	-
55320	Audio-Visual Equipment Principal	149,033	117,205	-	-	-
55325	Audio-Visual Equipment Interest	10,804	2,673	-	-	-
55400	Office Rent / Operating Expense	2,378,341	2,462,907	2,442,665	2,589,665	6%
55410	Office Rent Satellite	130,937	133,825	295,142	304,142	3%
55415	Off-Site Storage	14,601	19,828	14,124	105,600	648%
55420	Equipment Leases	60,851	53,265	100,000	100,000	0%
55430	Equipment Repair-Maintenance	845	-	2,000	2,000	0%
55435	Security Services	72,459	86,138	100,000	100,000	0%
55440	Insurance	356,854	386,453	370,000	390,000	5%
55441	Payroll / Bank Fees	27,685	45,336	32,500	51,000	57%
55445	Taxes	829	1,195	1,000	1,000	0%
55460	AV, IT or Facilities Materials & Equipment < \$5,000	9,020	1,234	205,000	154,000	-25%
55510	Office Supplies	35,159	25,781	73,800	76,300	3%
55520	Graphic Supplies	4,802	1,485	8,000	4,000	-50%
55530	Telephone	1,226	636	-	-	-
55540	Postage	-	10,000	10,000	10,000	0%
55550	Delivery Services	9,833	11,722	15,000	20,000	33%
55580	Outreach/Advertisement	45,169	23,546	56,000	108,000	93%
55600	SCAG Memberships	183,394	238,139	231,600	260,700	13%
55610	Professional Memberships	7,409	8,000	13,000	21,000	62%
55611	Professional Dues	1,384	3,656	8,750	3,250	-63%
5562X	Resource and Materials, GASB96 & non-GASB96 Subscriptions	278,614	456,914	521,000	2,905,195	458%
55630	COVID Facility Expense	9,760	6,898	53,740	-	-100%
55631	ADA & Safety Compliance	-	-	15,000	15,000	0%
55700	Depreciation - Furniture & Fixture	63,775	31,887	250,000	300,000	20%
55710	Depreciation - Computer	240,427	391,196	-	-	-
557XX	Amortization - Software & Lease	108,382	161,713	75,000	75,000	0%
55730	Capital Outlay	1,026,796	9,887	-	-	-
55800	Recruitment - Advertising	20,661	37,534	65,000	65,000	0%
55801	Recruitment - Other	24,628	19,026	45,000	45,000	0%

LINE ITEM BUDGET

Comprehensive Line Item Budget: FY22 thru FY25 (continued)

GL Account	Line Item	FY22 Actuals	FY23 Actuals	FY24 Adopted	FY25 Proposed	% Incr. (Decr)
55810	Public Notices	25,093	82,541	58,000	-	-100%
55820	In-House Training	995	23,951	70,000	70,000	0%
55830	Networking Meetings/Special Events	6,725	13,698	24,500	28,500	16%
55840	Training Registration	53,434	73,176	99,000	98,000	-1%
55860	Scholarships	-	88,000	44,000	44,000	0%
55910	RC/Committee Meetings	-	-	15,000	5,000	-67%
55912	EAC Retreat	19,248	33,936	40,000	20,000	-50%
55914	RC General Assembly	651,713	842,215	661,500	848,225	28%
55915	Demographic Workshop	-	-	28,000	28,000	0%
55916	Economic Summit	25,000	150,317	158,000	188,000	19%
55920	Other Meeting Expense	43,187	110,458	121,750	219,250	80%
55930	Miscellaneous Other	14,679	32,322	60,500	60,700	0%
55931	Miscellaneous Labor	-	-	529,675	1,744,498	229%
55932	Miscellaneous Labor Future	-	-	13,065,549	7,393,647	-43%
55936	Engagement Committee	8,633	19,986	20,000	20,000	0%
55937	Employee Recognition	3,935	4,583	15,000	15,000	0%
55938	Department Allowances	13,149	8,548	15,000	15,000	0%
55940	Stipend-RC Meetings	234,230	227,690	245,000	301,683	23%
55950	Temporary Help	87,552	90,763	186,000	160,000	-14%
56100	Printing	3,368	2,313	51,500	26,300	-49%
5810X	Travel - Outside & International	39,765	138,950	351,000	402,100	15%
58101	Travel - Local	12,998	36,659	76,878	83,578	9%
58110	Mileage - Local	11,928	32,588	61,700	60,900	-1%
581XX	Staff Lodging Expense & Fees	3,378	14,813	13,000	15,500	19%
58800	RC Sponsorships	99,540	125,228	165,000	165,000	0%
59090	Expense - Local Other	32,389,195	284,227	49,942	-	-100%
60041	Vacation Cash Out	66,896	85,119	75,000	86,000	15%
6011X	PERS	6,463,636	7,048,671	8,385,649	8,904,791	6%
60120	Retirement-PARS	79,956	81,555	80,752	82,367	2%
60200	Health Insurance - Active Employees	1,670,985	1,877,241	2,904,612	3,147,400	8%
60201	Health Insurance - Retirees PAYGO	560,166	565,996	703,491	767,068	9%
60202	Health Insurance - Retirees GASB 45	138,981	134,696	-	-	-
60210	Dental Insurance	205,163	243,614	327,592	292,842	-11%
60220	Vision Insurance	61,891	67,563	91,550	82,796	-10%
60225	Life Insurance	114,835	134,418	123,106	143,383	16%
60240	Medicare Tax Employers Share	316,450	373,931	439,451	460,587	5%
60250	Medicare Tax ER - Interns	3,666	4,315	4,495	4,495	0%
60255	Social Security ER - Interns	7,565	16,916	23,715	19,220	-19%
60300	Tuition Reimbursement	25,956	24,298	43,776	33,776	-23%
60310	Transit Passes	8,927	25,584	50,000	35,000	-30%
60315	Bus Passes NT - Interns	125	777	8,073	1,000	-88%
60360	De Minimis Employee Exp	67,355	-	15,000	15,000	0%
60365	De Minimis Employee Exp Interns	5,500	-	5,167	5,172	0%
60366	Technology Allowance	51,655	271,694	388,080	390,600	1%
60367	Technology Allowance Intern	2,985	20,994	28,933	28,962	0%
60400	Workers Compensation Insurance	146,286	158,739	146,286	158,739	9%
60405	Unemployment Compensation Insurance	3,869	744	35,000	35,000	0%
60410	Miscellaneous Employee Benefits	68,746	13,812	16,836	12,636	-25%
60415	SCAG 457 Match	107,693	111,197	434,750	439,750	1%
60450	Benefits Administrative Fees	69,975	73,835	85,605	90,913	6%
60500	Automobile Allowance	20,700	20,700	20,700	20,700	0%
	Total	105,883,088	81,739,729	350,340,780	403,702,282	15%

*Totals may not add due to rounding

LINE ITEM BUDGET

DESCRIPTION OF BUDGET LINE ITEM

The following chart provides a description of each budget account/line item.

Account/Line Item	Description
500XX Staff	Staff wages including non-worktime.
54300 Consultant	Outside experts retained to provide special expertise.
54301 Consultant – Other	Same as 54300 above. Outside experts retained to provide special expertise, specifically for IT services.
54302 Non-Profits / IHL	Partnerships with non-profit organizations and institutes of higher learning (IHL).
54303 Consultant TC	Same as 54300 above. Toll credits are used in lieu of local matching funds, which allows for work to be 100% funded with federal funds.
54304 Consultant – Technical Assistance/Pass-Through Payments	Outside experts retained to provide special expertise as well as pass-through funding to partner agencies.
54315 Consultant IC – REAP Admin	Same as 54300 above. 5% administration costs that are incurred by outside experts.
54340 Legal	Outside legal experts retained to provide special expertise.
54360 FTA Pass-Through Payments	FTA Payments received by SCAG but passed through to other agencies.
55201 Network and Communications	Fees paid for any network infrastructure including network circuits, internet, and VoIP systems and calling plans.
55210 Software Support	Fees paid for telephone support and updates of SCAG’s high-end desktop and network software.
55220 Hardware Support	Fees paid for maintenance and repair contracts on SCAG’s computer servers.
55240 Repair – Maintenance	Processes that do not enhance function or extend the useful life of an asset are expensed as repairs.
55250 Cloud Services	Monthly recurring costs for cloud compute and storage capacity.
55251 Cloud Support	Fees paid for any software, licenses, or software support that is managed in the cloud by a 3rd party provider or is related to cloud provided software or services.
55270 Software Purchases	Fees paid for initial software purchase.
55271 Owned Software	Fee paid for any software, licenses, or software support that is installed to or used for SCAG owned servers in our datacenters or private cloud infrastructure.
55275 Co-location Services	Fee paid for any services, products, features, or support that are provided by an IT co-location or data center provider.

LINE ITEM BUDGET

Account/Line Item	Description
5528X 3rd Party Contribution	Like-kind contributions from other agencies that are match for SCAG's grants.
55310 Furniture & Fixtures Principal	Principal portion of furniture and fixtures debt service payments.
55315 Furniture & Fixtures Interest	Interest portion of furniture and fixtures debt service payments.
55320 Audio-visual Equipment Principal	Principal portion of audio-visual equipment debt service payments.
55325 Audio-visual Equipment Interest	Interest portion of audio-visual equipment debt service payments.
55400 Office Rent / Operating Expense	Rent and operating expenses paid for SCAG's main office.
55410 Office Rent Satellite	Rent paid for SCAG's satellite offices.
55415 Off-site Storage	Fees paid for off-site storage.
55420 Equipment Leases	Fees paid for copier, telephone, postage, equipment, etc.
55430 Equipment Repairs – Maintenance	Fees paid to outside vendors to repair SCAG owned equipment.
55435 Security Services	The cost of physical security services at SCAG's locations.
55440 Insurance	SCAG's liability insurance premiums.
55441 Payroll / Bank Fees	Fees paid for payroll processing & bank services.
55445 Taxes	Personal property taxes levied on SCAG's assets.
55460 AV, IT or Facilities materials & equipment <\$5,000	Used to buy capital equipment with unit costs under \$5,000 (it's not necessary to capitalize and depreciate).
55510 Office Supplies	Routine office supplies and paper for copy machines.
55520 Graphic Supplies	Materials used in the production of documents for agency communications, presentations, etc.
55540 Postage	Postage and delivery fees.
55550 Delivery Services	Cost of outside courier delivery and other non-USPS services.
55580 Outreach / Advertisement	Cost of advertising and public outreach for SCAG programs and services.
55600 SCAG Memberships	Pays for SCAG to belong to various organizations.

LINE ITEM BUDGET

Account/Line Item	Description
55610 Professional Memberships	Fees paid on behalf of SCAG employees to belong to certain professional organizations.
55611 Professional Dues	Dues paid on behalf of SCAG employees for professional licenses (Certified Public Accountant, Certified Internal Auditor or State Bar).
5562X Resources and Materials, Non-GASB96 & GASB96 Subscriptions	Fees for book purchases, subscriptions and data acquisition.
55630 COVID Facility Expense	Pays for facility expenses related to COVID 19.
55631 ADA & Safety Compliance	Pays for ADA and safety compliance expenses.
55700 Depreciation – Furniture & Fixtures	The general fund buys assets that have a cost greater than \$5,000 using account 55730, Capital Outlay. The cost is recovered when depreciation is charged to a grant using this account.
55720 Amortization – Lease	To account for amortization of leasehold improvements.
55730 Capital Outlay	Fixed asset purchases greater than \$5,000. The cost is recovered when depreciation is charged to a grant.
55800 Recruitment – Advertising	Advertising in certain journals and publications regarding job opportunities at SCAG.
55801 Recruitment – Other	Moving expenses and cost of sponsoring foreign employees (visas).
55810 Public Notices	Legal advertising that SCAG must undertake to support certain programs or grants.
55820 In House Training	Used to provide access to outside training opportunities or to bring experts for in-house training.
55830 Networking Meetings / Special Events	Cost of informational events attended by SCAG staff and elected officials.
55840 Training Registration	Training registration cost for staff.
55860 Scholarships	Contributions by SCAG to offset the educational expense of selected students.
55910 RC / Committee Meetings	Pays for the food and other expenses associated with hosting RC and committee meetings.
55912 EAC Retreat	The EAC holds an annual off-site retreat. This budget pays for the actual meeting expenses such as meals and conference facilities.
55914 RC General Assembly	Pays for General Assembly expenses such as meals and conference facilities, as required the by the SCAG Bylaws.

LINE ITEM BUDGET

Account/Line Item	Description
55915 Demographic Workshop	Pays for the meeting expenses of the annual workshop that addresses demographic issues.
55916 Economic Summit	Pays for the meeting expenses of the annual summit that addresses economic issues.
55920 Other Meeting Expense	Pays for other expenses related to meeting support.
55930 Miscellaneous Other	Pays for other minor expenses not categorized elsewhere.
55931 Miscellaneous Labor	Pays for other labor expenses not categorized elsewhere.
55932 Miscellaneous Labor, Future	Pays for other labor expenses not categorized elsewhere for the future budget.
55936 Engagement Committee	Pays for employee engagement committee activities and projects.
55937 Employee Recognition	Pays for employee recognition activities.
55938 Department Allowances	Pays for employee recognition activities by department managers.
55940 Stipend-RC Meeting	Stipends paid to RC Members for attending meetings.
55950 Temporary Help	SCAG occasionally uses employment agencies to provide short term staffing.
56100 Printing	Pays for outside printing costs of SCAG publications and brochures.
58100 Travel	Pays for staff and RC travel on behalf of SCAG projects.
58101 Travel – Local	Travel inside the SCAG region.
58102 Travel – International	Travel outside of the United States.
58110 Mileage	Cost of automobile travel at the IRS rate per mile.
58120 Travel Agent Fees	Travel agent fees billed by Concur for online or phone reservation.
58150 Staff Lodging Expense	General funds used to pay for staff lodging expenses, under certain conditions, greater than state or federal guidelines.
58800 RC Sponsorships	General funds allocated to events supported by RC actions.
59090 Expense-Local Other	Cash contributions from local agencies for projects funded with federal pass-through funds from SCAG.

LINE ITEM BUDGET

Account/Line Item	Description
60041 Vacation Cash Out	Vacation cash-out program for staff and management.
6011X Retirement-PERS	Pays for employee share of contributions to PERS.
60120 Retirement-PARS	SCAG contribution to the supplemental defined benefit retirement plan.
60200 Health Insurance – Active Employees	SCAG contribution for employee health insurance.
60201 Health Insurance – Retirees PAYGO	Retiree health insurance premiums paid to CalPERS.
60202 Health Insurance – Retirees GASB 45	Retiree health insurance premiums paid to the California Employers’ Retiree Benefit Trust, as computed by an actuary.
60210 Dental Insurance	SCAG contribution for employee dental insurance.
60220 Vision Insurance	SCAG contribution for employee vision insurance.
60225 Life Insurance	SCAG cost of life insurance for each benefit-eligible employee.
60240 Medicare Tax Employer Share	SCAG pays a percentage of 1.45% (of payroll) contribution to Medicare for all employees hired after 1986.
60250 Medicare Tax ER – Interns	SCAG pays a percentage of 1.45% (of payroll) contribution to Medicare for all employees hired after 1986.
60255 Social Security ER – Interns	Employer’s share of social security on wages paid.
60300 Tuition Reimbursement	All employees can participate in a tuition reimbursement program for work related classes.
60310 Transit Passes	All employees who utilize public transportation to commute are eligible to be reimbursed up to a specified maximum.
60315 Bus Passes NT – Interns	Interns who utilize public transportation to commute are eligible to be reimbursed up to a specified maximum.
60360 De Minimis Employee Exp	Stipends paid to employees related to COVID-19.
60365 De Minimis Employee Exp Interns	Stipends paid to interns related to COVID-19.
60366 Technology Allowance	The allowance covers phone usage, offset employees’ cost of burden utilizing internet and electricity/water while working remotely.
60367 Technology Allowance Intern	Same as 60366 above but for intern staff.
60400 Workers Compensation Insurance	This is mandated insurance for employees that provides a benefit for work-related injuries.

LINE ITEM BUDGET

Account/Line Item	Description
60405 Unemployment Comp Insurance	Payments for unemployment insurance claims filed by former employees.
60410 Miscellaneous Employee Benefits	Pays for SCAG’s Employee Assistance Program.
60415 SCAG 457 Match	SCAG staff, managers and directors receive matching funds for 457 Plan deferred compensation contributions.
60450 Benefits Administrative Fees	Pays for third parties who administer SCAG’s cafeteria plan.
60500 Automobile Allowance	Allowances payable to executives in accordance with employment contracts.



Final
COMPREHENSIVE BUDGET
Fiscal Year 2024-25



SECTION II
BUDGET
COMPONENTS

OVERALL WORK PROGRAM

OVERALL WORK PROGRAM (OWP)

THE FLOW OF FUNDS

Traditionally, the majority of OWP recurring funding has come to SCAG via the Federal appropriations process. Some funding has been directly allocated to SCAG, and some has “passed through” via Caltrans. In recent years, SCAG’s non-recurring funding flow has expanded due to the direct allocation from the California Department of Housing & Community Development (HCD) for the Regional Early Action Planning Grants of 2019 and 2021. In addition, SCAG has secured various discretionary competitive grants to support its work plan and activities.

SUMMARY OF FUNDING SOURCES

Consolidated Planning Grant (CPG)

In 1997, FHWA/FTA instituted a transportation planning funds process called CPG. In California, the four CPG fund sources are described below.

1. FHWA Metropolitan Planning (FHWA PL)

Metropolitan Planning funds, otherwise known as PL funds, are available for MPOs to carry out the metropolitan transportation planning process required by 23 U.S.C. 134, including the development of metropolitan area transportation plans and transportation improvement programs.

The state must make all federally authorized PL funds available to the MPOs in accordance with a formula developed by the state, in consultation with the MPOs and approved by the FHWA.

2. FTA Metropolitan Planning, Section 5303 (FTA §5303)

All MPOs with an urbanized area receive FTA §5303 funds each year to develop transportation plans and programs. The percentage of the California apportionment of FTA §5303 each MPO receives is determined by a formula agreed to by the MPOs, Caltrans and FTA.

The FTA §5303 formula has two components, a base allocation and a population component, which distributes funds according to the MPO's percentage of statewide urbanized area population as of the most recent decennial census.

3. FHWA State Planning and Research Part I – Strategic Partnership Grants (SP&R)

Funds transportation planning studies in partnership with Caltrans that address the regional, interregional and statewide need of the State highway system, and assist in achieving other State goals. Caltrans awards these grants through an annual, competitive

OVERALL WORK PROGRAM

selection process.

4. FTA State Planning and Research, Section 5304 Strategic Partnerships – Transit (FTA §5304)

Funds local and regional multimodal transportation planning projects, with a focus on transit, in partnership with Caltrans of regional, interregional and statewide significance, that support achieving the Caltrans Mission and other State Goals. Caltrans awards these grants through an annual, competitive selection process.

Sustainable Transportation Planning Grants

The Sustainable Transportation Planning Grants include the State Highway Account (SHA) funds as well as Senate Bill (SB) 1 funds that are deposited into the Road Maintenance and Rehabilitation Account (RMRA). Caltrans awards these grants through an annual, competitive selection as well as a formula-allocation process.

1. State Highway Account

Funds local and regional multimodal transportation and land use planning projects that further the region's RTP/SCS, contribute to the State's GHG reduction targets, and assist in achieving other State goals; funds local and regional identification of transportation-related climate vulnerability through the development of climate adaptation plans. Caltrans awards these grants through an annual, competitive selection process.

2. Sustainable Communities SB 1 Formula Grants

Senate Bill (SB) 1, the Road Repair and Accountability Act of 2017, is a transportation funding bill that will provide a reliable source of funds to maintain and integrate the State's multimodal transportation system. Beginning in FY 2017-18, approximately \$12.5 million in Sustainable Communities Formula Grants from SB 1 reside under the Sustainable Transportation Planning Grant Program and are allocated via formula (consistent with the FHWA PL formula) to the 18 MPOs. These funds are for local and regional multimodal transportation and land use planning projects that further the region's RTP/SCS, contribute to the State's GHG reduction targets, and assist in achieving other State goals.

Local Funds

Each funding source described above requires that local cash or in-kind services be provided as a match. SCAG uses a combination of the following sources to meet the match requirements:

Transportation Development Act (TDA)

State of California Public Utilities Code Section 99233.2 authorizes the Transportation Commissions in Los Angeles, Orange, Riverside, and San Bernardino counties to allocate

OVERALL WORK PROGRAM

up to $\frac{3}{4}$ of 1 percent of their local transportation funds to SCAG as the multi-county planning agency for the region. As the largest source of recurring non-federal funding received by SCAG, TDA is used to fund local initiatives and to provide cash match as needed for projects funded with state or federal funds.

Cash Match/Local Funds

Funding from local agencies is provided to SCAG to serve as matching funds to the CPG and other grants that require local match for consultant expenditures as a condition of receiving grant funds. For example, the CPG requires a match of 11.47%. Cash/local contributions are also used to augment various projects.

In-Kind Match

The CPG and other grants accept in-kind match, as well as cash match, to fulfill the local match requirement for staff costs that is a condition of receiving grant funds. In-kind match includes services, such as staff time, provided by a local agency to support the work funded by a grant.

Special Grant Funds

SCAG receives various discretionary grant funds to carry out a wide array of planning programs such as the Regional Early Action Planning Grants Program, Pedestrian and Bicycle Safety Program, Clean Cities Coalition, Last Mile Freight Program, and Caltrans Local Assistance Active Transportation Program.

AB2766/Mobile Source Air Pollution Reduction Review Committee (MSRC) Funds

State Health & Safety Code Section 44225 (AB2766) established MSRC to develop a work program to fund projects that help reduce air pollution from motor vehicles within the South Coast Air District. MSRC provides to SCAG the financial assistance which supports Last Mile Freight Program.

Office of Traffic Safety (OTS) Pedestrian and Bicycle Safety Funds

California OTS competitively awards to various agencies for projects that increase awareness of traffic rules, rights, and responsibilities among different age groups.

Department of Energy (DOE) Funds

The Department of Energy provides financial assistance to fund projects that provide technical aid and targeted outreach, within the coalition's territory, to raise awareness and foster a greater understanding of alternative fuels and advanced vehicle technologies to increase the market and decrease petroleum dependence.

OVERALL WORK PROGRAM

Active Transportation Program (ATP) Funds

ATP was created by Senate Bill 99 (Chapter 359, Statutes of 2013) and Assembly Bill 101 (Chapter 354, Statutes of 2013) to encourage increased use of active modes of transportation, such as biking and walking. The ATP program is funded from various federal and state funds appropriated in the annual Budget Act. Caltrans provides administrative oversight for the Programs and ensures that the terms and conditions of the California Transportation Commission’s guidelines.

Congressionally Directed Project

The Consolidated Appropriations Act, 2022 (Public Law 117-103) appropriated funding for Highway Infrastructure Programs (HIP), which included a set-aside for Community Project Funding/Congressionally Directed Spending. Caltrans provides administrative oversight for this program. SCAG received an award in the amount of \$480,000 under this program to support Highways to Boulevards Regional Study.

Regional Early Action Planning (REAP) Grants Program

The California 2019-20 Budget Act, also known as Assembly Bill (AB) 101, appropriated two new one-time programs to provide regions and jurisdictions with grants for planning activities to enable jurisdictions to increase housing planning and accelerate housing production to meet housing needs as determined by the sixth Regional Housing Needs Assessment (RHNA). Up to \$47.5 million is available for SCAG under the REAP 2019 for eligible activities.

As part of the 2021 California Comeback Plan under AB 140, the Regional Early Action Planning Grant of 2021 (REAP 2.0) was established to build on the success of the REAP 2019, but to expand the program focus by integrating housing and climate goals and allowing for broader planning and implementation investments. Up to approximately \$246 million is available for SCAG under the REAP 2.0 for eligible activities.

California Workforce Development Board Grant Funds

Through the State of California mid-year budget revise process, AB129 allocated one-time funding of \$3.5 million to SCAG, to be administered through the California Workforce Development Board, to implement several core recommendations of the Inclusive Economic Recovery Strategy (IERS).

California Energy Commission Grant Funds

The California Energy Commission (CEC) released a solicitation to fund applied research and development (AR&D) and technology demonstration and deployment (TD&D) activities through the creation of a Research Hub for Electric Technologies in Truck Applications (RHETTA). Electric Power Research Institute (EPRI) led the application effort

OVERALL WORK PROGRAM

and subsequently secured \$13 million in grant funds. Of this, \$0.6 million is being sub-awarded from EPRI to SCAG. The larger study led by EPRI will demonstrate and evaluate corridor-based charging strategies for zero-emission truck solutions, and SCAG’s work will focus on the study of supporting infrastructure for medium and heavy duty zero-emission trucks.

Federal Communications Commission Affordable Connectivity Program Funds

The Affordable Connectivity Program (ACP) is administered by the Federal Communications Commission (FCC), and the program is designed to play an integral role in helping to bridge the broadband affordability gap. SCAG received \$0.5 million in grant funds to advance the ACP on a regional scale through collaboration with local jurisdictions, community-based organizations, local businesses, community leaders and other stakeholders.

Local Agency Technical Assistance Grant Funds

The Public Utilities Commission of the State of California (CPUC) awarded SCAG \$996,058 in grant funds under the Local Agency Technical Assistance (LATA) Program which supports tribes and local agencies in California to expand broadband services to unserved and underserved communities. The funding will be used to conduct Last Mile Project Assessment for the SCAG region where the assessment would determine and provide high-level design for a maximum of three shovel-ready projects located within underserved communities.

Carbon Reduction Program Funds

The Carbon Reduction Program (CRP) is a new program established by the Infrastructure Investment and Jobs Act (IIJA). It funds transportation projects that reduce carbon dioxide emissions from on-road transportation sources. For each fiscal year, 65 percent of CRP funding to the State is apportioned annually by population to MPOs and RTPAs (Local CRP funds). SCAG, as the MPO, is responsible for the selection of Local CRP-funded projects in the SCAG region. Following discussion with key stakeholders and consistent with the Regional Council approval, 65 percent of the Local CRP funds will be made available through a Call-for-Projects process and SCAG will retain and use 35 percent of the Local CRP funds to support various projects that achieve regional transportation goals and objectives.

Sustainable Agricultural Lands Conservation Program (SALC)

The Sustainable Agricultural Lands Conservation Program (SALC) is a component of the Strategic Growth Council’s Affordable Housing and Sustainability Program. It supports the California’s greenhouse gas (GHG) emission reduction goals by making strategic

OVERALL WORK PROGRAM

investments to protect agricultural lands from conversion to more GHG intensive uses. The funding will be used to develop a Natural & Agricultural Lands Economic and Resilience Benefits Study and Landscape Analysis White Paper for SCAG's six county region.

Safe Streets and Roads for All

The Bipartisan Infrastructure Law (BIL) established the Safe Streets and Roads for All (SS4A) discretionary program with \$5 billion in appropriated funds over 5 years, 2022-2026. The SS4A program funds regional, local, and Tribal initiatives through grants to prevent roadway deaths and serious injuries. The funding will be used to fund three initiatives over five years: the Regional Safety Action Plan, the Go Human Safety Program, and Quick-Build demonstrations.

OVERALL WORK PROGRAM

OWP BUDGET DOCUMENT

The core regional transportation planning document is the OWP, and its core product is the completion of the Regional Transportation Plan (RTP). The OWP is developed by SCAG on an annual basis and serves as the planning structure that SCAG must adhere to for the state fiscal year, which is July 1 through June 30 of the following calendar year. The OWP includes three component pieces:

1. **Regional Prospectus**
The prospectus section provides the context for understanding the work activities proposed and gives information about the region. It includes, but is not limited to:
 - The region’s regional planning approach
 - The agency’s organizational structure and interagency arrangements
 - An overview of governmental and public involvement
 - The progress made towards implementing the RTP/SCS
2. **Program/Work Elements**
The Program/Work Element identifies specific planning work to be completed during the term of the OWP, as well as a narrative of previous, ongoing, and future year’s work to be completed. It also includes the sources and uses of funds.
3. **Budget Revenue & Expenditure Reports**
These summary reports list all the work elements in the OWP by funding sources and expenditure category.

The OWP, in conjunction with the Overall Work Program Agreement (OWPA) and the regional planning Master Fund Transfer Agreement (MFTA), constitutes the annual funding agreement between the State and SCAG. Although the OWP includes all planning projects to be undertaken by SCAG during the fiscal year, the OWPA and MFTA only include the CPG and Sustainable Transportation Planning Grants, including SB1 grants, described above.

OVERALL WORK PROGRAM

OWP LINE ITEM BUDGET

The OWP Budget can be viewed in two ways: The first table is a line item budget displaying how the OWP budget is allocated. The second table shows the same budget by project and major budget category.

Cost Category	FY24 Adopted	FY25 Proposed	Incr (Decr)
500XX Staff	\$ 13,761,841	\$ 14,058,233	\$ 296,392
543XX Consultant	64,358,640	64,873,471	514,831
54303 Consultant TC	6,452,570	2,060,651	(4,391,919)
54304 Consultant Technical Assistance /Pass-Through Payments	196,000,000	171,664,739	(24,335,261)
54340 Legal	415,164	79,278	(335,886)
55510 Office Supplies	-	2,500	2,500
55210 Software Support	909,000	-	(909,000)
5528X Third party contribution	5,753,843	89,531,700	83,777,857
55415 Off-site storage	9,124	100,600	91,476
55460 AV, IT or Facilities materials & equipment purchases < \$5K	1,000	-	(1,000)
55520 Graphic supplies	4,000	-	(4,000)
55580 Outreach/advertisement	56,000	108,000	52,000
55610 Professional membership	1,000	-	(1,000)
5562X Resource materials, GASB 96 & Non-GASB 96 Subscriptions	350,000	1,063,900	713,900
55810 Public notices	58,000	-	(58,000)
55830 Networking meetings/special events	4,000	4,000	-
55920 Other meeting expense	34,000	36,500	2,500
55930 Miscellaneous other	24,000	26,500	2,500
55931 Miscellaneous labor	460,387	1,662,008	1,201,621
55932 Miscellaneous labor, future	13,065,613	7,346,670	(5,718,943)
56100 Printing	8,500	3,300	(5,200)
58100 Travel	177,500	199,100	21,600
58101 Travel-local	10,000	10,000	-
58110 Mileage	12,000	12,000	-
Sub-total	\$ 301,926,182	352,843,150	\$ 50,916,968
51000 Fringe benefits	9,034,823	8,983,845	\$ (50,978)
51001 Indirect costs	31,284,880	34,233,267	\$ 2,948,387
Total	\$ 342,245,885	396,060,262	\$ 53,814,377

*Totals may not add due to rounding

OVERALL WORK PROGRAM

This table shows the same budget by program and major budget category.

Program		FY25 Proposed Budget				
		Total *	Other Costs	Consultant	Consultant TC	Consultant TA
010	System Planning	1,742,894	1,715,597	27,297	-	-
015	Transportation Finance	747,741	597,741	150,000	-	-
020	Environmental Planning	1,415,578	1,415,578	-	-	-
025	Air Quality and Conformity	833,752	833,752	-	-	-
030	Federal Transportation Improvement Program (FTIP)	3,951,763	3,251,763	200,000	500,000	-
045	Geographic Information Systems (GIS)	5,651,262	5,407,962	243,300	-	-
050	Active Transportation Planning	827,341	827,341	-	-	-
055	Regional Forecasting, Socioeconomic Technical & Policy Analysis	2,036,306	1,776,306	260,000	-	-
060	Corridor Planning	428,332	428,332	-	-	-
065	Sustainability Program	2,251,749	1,399,398	710,000	142,351	-
070	Modeling	8,968,465	8,618,465	150,000	200,000	-
080	Performance Assessment, Monitoring & Strategy	611,233	611,233	-	-	-
090	Public Information and Communications	5,321,472	4,543,472	-	778,000	-
095	Regional Outreach and Public Participation	5,443,522	4,943,222	60,000	440,300	-
100	Intelligent Transportation Systems (ITS) and Smart Cities	4,283,601	2,017,268	2,266,333	-	-
115	Clean Technology Program	439,885	439,885	-	-	-
120	OWP Development and Administration	1,310,058	1,310,058	-	-	-
130	Goods Movement	5,678,457	1,960,556	3,717,901	-	-
140	Transit and Rail Planning	1,242,539	1,136,786	105,753	-	-
156	Climate Adaptation Planning	306,058	6,099	-	-	299,959
225	Special Grant Projects	12,841,408	3,446,964	9,394,444	-	-
230	Regional Aviation and Airport Ground Access Planning	615,879	550,879	65,000	-	-
235	Local Information Services Program	695,726	695,726	-	-	-
267	Clean Cities Program	106,190	106,190	-	-	-
275	Sustainable Communities Program	5,286,226	871,776	2,049,670	-	2,364,780
280	Future Communities Initiative	253,319	103,319	150,000	-	-
290	Research, Planning and Engagement for Sustainable Communities	8,202,611	4,379,850	3,822,761	-	-
300	Regional Early Action Planning (REAP) Grants Program - AB 101	265,859	265,859	-	-	-
303	Economic Empowerment	291,038	291,038	-	-	-
305	Regional Early Action Planning (REAP) Grants Program – REAP 2.0	203,004,546	11,879,546	22,125,000	-	169,000,000
310	Planning Strategy Development and Implementation	5,700,781	5,652,281	48,500	-	-
315	Last Mile Freight Program - MSRC	100,780,155	84,161,241	16,618,914	-	-
320	Inclusive Economic Recovery Strategy (IERS) Implementation Grant	1,679,455	979,455	700,000	-	-
325	Regional Pilot Initiatives	2,845,061	836,463	2,008,598	-	-
Total Costs		396,060,262	157,461,401	64,873,471	2,060,651	171,664,739

*Totals may not add due to rounding

*Includes indirect costs, fringe benefits, non-labor, and in-kind match

OVERALL WORK PROGRAM

PROGRAM/WORK ELEMENTS

The following section summarizes the OWP Programs and the Strategic Plan goal(s) each program supports.

010 System Planning

Managers: Warren Whiteaker & Philip Law

Program Objective:

Transportation System Planning involves long-term planning for system preservation, system maintenance, optimization of system utilization, system safety, and strategic system expansion of all modes of transportation for people and goods in the six-county region, including Imperial, Los Angeles, Orange, Riverside, San Bernardino, and Ventura. Connect SoCal (RTP/SCS) is the primary vehicle SCAG uses to achieve our transportation system planning goals and objectives. As the MPO for this region, one of SCAG's major responsibilities is to develop, administer, and update the RTP/SCS. The primary objective of this work element is to ensure SCAG is fulfilling its roles and responsibilities in this area as the designated MPO and RTPA for this region. SCAG will ensure that Connect SoCal 2024 is consistent with state and federal requirements while addressing the region's transportation needs.

Strategic Plan:

Supports Goal #1 – Produce innovative solutions that improve the quality of life for Southern Californians.

Supports Goal #2 – Advance Southern California's policy interests and planning priorities through regional, statewide, and national engagement and advocacy.

015 Transportation Finance

Manager: Warren Whiteaker

Program Objective:

This work program is critical to addressing some of SCAG's core activities—specifically, satisfying federal planning requirements on financial constraints, ensuring a reasonably available revenue forecast through the RTP/SCS planning horizon, and addressing system-level operation and maintenance cost analyses along with capital cost evaluation of transportation investments. In FY 2024-25, this work program will continue the refinement of the Connect SoCal financial plan and

OVERALL WORK PROGRAM

provide support for key financial strategies throughout the region.

Strategic Plan:

Supports Goal #1 – Produce innovative solutions that improve the quality of life for Southern Californians.

Supports Goal #7 – Secure funding to support agency priorities to effectively and efficiently deliver work products.

020 Environmental Planning

Manager: Frank Wen

Program Objective:

In accordance with the California Environmental Quality Act (CEQA), SCAG prepares environmental documentation to ensure regulatory compliance with applicable federal and state environmental laws, monitors changes in environmental compliance requirements, and provides tools and services related to CEQA and CEQA streamlining efforts to support local jurisdictions. SCAG serves as the lead agency responsible for preparing the RTP/SCS Program Environmental Impact Report (PEIR) and addendums, and ensures completion of environmental documentation, such as Categorical Exemptions, for SCAG’s existing programs, as needed. Staff works closely with local and regional agencies and stakeholders and conducts consultation and public outreach during the preparation of environmental documentation.

The Intergovernmental Review (IGR) program provides informational resources to regionally significant projects, plans, and programs to facilitate the consistency of these projects with SCAG’s adopted regional plans, to be determined by the lead agencies; functions as a clearinghouse for applications for federal grants and financial assistance programs, federally required state plans, federal development activities, and environmental documents; serves as an internal resource for submitted project information to support the Connect SoCal update and regional performance monitoring and assessment; and coordinates internal input to integrate performance monitoring in the review of environmental documents for regionally significant projects.

Strategic Plan:

Supports Goal #1 – Produce innovative solutions that improve the quality of life for Southern Californians.

Supports Goal #2 – Advance Southern California’s policy interests and planning priorities through regional, statewide, and national engagement and advocacy.

OVERALL WORK PROGRAM

025 Air Quality and Conformity

Manager: Frank Wen

Program Objective:

The Air Quality Planning and Conformity program oversees and performs regional transportation conformity determinations and related air quality planning, analysis, documentation, and policy implementation in the SCAG region. This includes preparing transportation conformity analyses for RTP/SCS, FTIP, and their amendments; fulfilling federally required interagency consultation, processing and acting as clearinghouse for particulate matter (PM) hot spot analyses for transportation projects through the Transportation Conformity Working Group (TCWG); monitoring, participating in, and reporting on relevant federal, California, and regional air quality rulemaking; collaborating with the California Air Resources Board (ARB) and local air districts on development of air quality management plans/state implementation plans (AQMPs/SIPs); identifying and proactively addressing potential conformity failures and potential highway sanctions; developing SCAG's portion of South Coast Air Quality Management Plan (commonly known as Appendix IV-C); ensuring the timely implementation of transportation control measures (TCMs); and participating in the development and implementation of the Mobile Source Air Pollution Reduction Review Committee (MSRC) work programs.

Strategic Plan:

Supports Goal #1 – Produce innovative solutions that improve the quality of life for Southern Californians.

Supports Goal #2 – Advance Southern California's policy interests and planning priorities through regional, statewide, and national engagement and advocacy.

030 Federal Transportation Improvement Program (FTIP)

Manager: Warren Whiteaker

Program Objective:

The Federal Transportation Improvement Program (FTIP) is a federally mandated four-year program of all surface transportation projects and programs that will receive federal funding or are subject to a federally required action. The FTIP is a key programmatic tool that helps to implement the RTP/SCS. The 2023 FTIP was federally approved for transportation conformity on December 16, 2022, and the 2025 FTIP is anticipated to be federally approved for transportation conformity in December 2024. The FTIP is developed to incrementally implement the programs

OVERALL WORK PROGRAM

and projects in the RTP/SCS in accordance with federal and state requirements. The FTIP is amended on an ongoing basis, as necessary, thereby allowing projects consistent with the RTP/SCS to move forward toward implementation. SCAG continues to work with consultants to enhance the functionality of the eFTIP database to ensure requirements for programming and performance monitoring are consistent with federal guidance.

Consistent with the findings of the region's 2022 Federal Certification Review, SCAG also selects, monitors, and manages Congestion Mitigation and Air Quality Improvement (CMAQ), Surface Transportation Block Grant (STBG), and Carbon Reduction Program (CRP) federally-funded projects. Selected projects advance Connect SoCal and associated performance targets.

Strategic Plan:

Supports Goal #1 – Produce innovative solutions that improve the quality of life for Southern Californians.

Supports Goal #2 – Advance Southern California's policy interests and planning priorities through regional, statewide, and national engagement and advocacy.

Supports Goal #7 – Secure funding to support agency priorities to effectively and efficiently deliver work products.

045 Geographic Information Systems (GIS)

Managers: Hsi-Hwa Hu & Jonathan Holt

Program Objective:

Analyzing and visualizing regional geographic data, often on a map, is where many Planning efforts begin. This program provides agency-wide GIS operations and support. It fosters widespread use of geographic data in data-driven planning, geospatial analysis, data visualization, GIS mapping, as well as GIS application development by leveraging location intelligence. To enhance GIS workflows, staff applies GIS modeling and analytics techniques to streamline regional geospatial database development and maintenance processes. GIS staff establishes innovative analytical and visualization methodologies to facilitate and support policy and planning analysis. In addition, GIS staff provides professional GIS technical support and training to SCAG staff. To support SCAG's ongoing role as a Regional Information Center, the program manages and maintains regional geospatial data and information for policy and planning analysis for Southern California and provides data and visualization services and support to better serve the needs of the agency and stakeholders.

Additional goals include developing cutting-edge web-GIS applications and tools for information

OVERALL WORK PROGRAM

sharing and innovative planning; developing and managing SCAG’s Enterprise GIS and RDP systems (including GIS hardware/software, GIS database, GIS analysis, and GIS applications); developing and implementing GIS governance and GIS data management standards and providing value-added GIS technical services and products to our local jurisdictions.

Strategic Plan:

Supports Goal #1 – Produce innovative solutions that improve the quality of life for Southern Californians.

Supports Goal #2 – Advance Southern California’s policy interests and planning priorities through regional, statewide, and national engagement and advocacy.

Supports Goal #3 – Be the foremost data information hub for the region.

Supports Goal #4 – Provide innovative information and value-added services to enhance member agencies’ planning and operations and promote regional collaboration.

Supports Goal #6 – Deploy strategic communications to further agency priorities and foster public understanding of long-range regional planning.

050 Active Transportation Planning

Manager: Philip Law & Frank Wen

Program Objective:

SCAG will continue to research and explore opportunities and partnerships to implement the core regional active transportation strategies. In addition, SCAG will develop partnerships and strategies that are coordinated with the deployment of shared mobility services to advance complete streets goals and reduce the use of Single Occupancy Vehicles (SOVs) for short trips. SCAG will also work with Caltrans, counties, and individual cities to fund local active transportation plans and multi-jurisdictional active transportation projects that are part of Connect SoCal, the 2024 RTP/SCS.

SCAG will also continue to manage the Regional Active Transportation Program, including providing technical assistance to project sponsors, managing planning and program grants, tracking project delivery, and preparing program amendments, as necessary. SCAG will provide leadership and input at the state and regional levels to ensure future funding cycles align with regional planning goals. Through continued collaboration with the California Transportation Commission, Caltrans and the Southern California county transportation commissions, SCAG will

OVERALL WORK PROGRAM

also work to improve the application and allocation procedures.

Efforts will also be continued to expand and support the capability to measure the impact of active transportation investments, including through better data collection, modeling, and co-benefit analysis (focusing on greenhouse gas emissions, public health, and the economy).

Strategic Plan:

Supports Goal #1 – Produce innovative solutions that improve the quality of life for Southern Californians.

Supports Goal #2 – Advance Southern California’s policy interests and planning priorities through regional, statewide, and national engagement and advocacy.

Supports Goal #4 – Provide innovative information and value-added services to enhance member agencies’ planning and operations and promote regional collaboration.

055 Regional Forecasting, Socioeconomic Technical & Policy Analysis

Managers: Ryan Wolfe & Hsi-Hwa Hu

Program Objective:

The key focus of this work element is to collect, compile, assess, analyze, and research socioeconomic, technology advancement, and demographic data and their trends, develop value-added information products, including but not limited to regional and county-level population, household and employment estimates and projections to inform regional planning and policy development.

This program also addresses the following: promote and advance in-house research and capacity with training and teaching research methodology, data, analytical tools - GIS, statistics, and programming across the agency. Collaboration with universities, research institutes and planning partners and peer agencies jointly conduct research and data sharing on important and emerging regional challenges and issues. Serve as the regional data and information hub, promote data and information driven decision-making process and outcome. Additional program objectives include actively promoting and advocating for SCAG’s innovative planning practices and experiences across the nation and internationally by organizing and conducting summits, workshops, symposiums, participation, presentation at key conferences, and publications in peer-reviewed journals.

OVERALL WORK PROGRAM

Strategic Plan:

Supports Goal #1 – Produce innovative solutions that improve the quality of life for Southern Californians.

Supports Goal #2 – Advance Southern California’s policy interests and planning priorities through regional, statewide, and national engagement and advocacy.

Supports Goal #3 – Be the foremost data information hub for the region.

Supports Goal #4 – Provide innovative information and value-added services to enhance member agencies’ planning and operations and promote regional collaboration.

Supports Goal #6 – Deploy strategic communications to further agency priorities and foster public understanding of long-range regional planning.

060 Corridor Planning

Manager: Philip Law

Program Objective:

Staff will provide input to the RTP/SCS on the design concept and scope of major transportation corridor investments, as identified upon the completion of corridor planning studies conducted under this work element and in partnership with other agencies. Staff will also initiate and/or support our partners in developing comprehensive, multi-modal and sustainable corridor plans that will meet the needs of the region, including providing a greater diversity of mobility choices and a well maintained, sustainable and safer transportation system. Additionally, staff will ensure that corridor planning studies are completed in accordance with federal transportation planning requirements as identified in 23 CFR 450. Lastly, staff will engage with state and local partners, including Caltrans and local jurisdictions, on efforts to reconnect communities by planning for the removal, retrofit, or mitigation of existing transportation facilities (e.g., highways or rail lines).

Strategic Plan:

Supports Goal #1 – Produce innovative solutions that improve the quality of life for Southern Californians.

Supports Goal #2 – Advance Southern California’s policy interests and planning priorities through regional, statewide, and national engagement and advocacy.

065 Sustainability Program

Manager: Ryan Wolfe

OVERALL WORK PROGRAM

Program Objective:

SCAG's Sustainability Program is a core effort for implementing the Connect SoCal, the 2024 RTP/SCS. The program demonstrates that the region can achieve mobility, air quality, and public health goals through local land use and policy changes along with targeted transportation investments. The program also focuses on developing regional resiliency strategies; explores pressing issues and possible challenges Southern California's residents may face in the coming decades, including climate change impacts to public health; furthers the region's ability to model the impacts of transportation and land use changes on public health; and considers ways to address potential disruptions to anticipated regional development patterns and transportation investments.

Strategic Plan:

Supports Goal #1 – Produce innovative solutions that improve the quality of life for Southern Californians.

070 Modeling

Manager: Hsi-Hwa Hu

Program Objective:

Provide data and modeling services for the development and implementation of the RTP/SCS, FTIP, and other major land use and transportation planning initiatives. Analyze socioeconomic data and build analytical foundations for planning activities. Develop small area demographic and employment growth forecast through collaborating with local jurisdictions and peer planning agencies and building consensus. Continue to provide small area socioeconomic data for scenario planning and transportation modeling. Provide member agencies tools and data to analyze the impacts of their land use and planning decisions. Develop, maintain, and improve SCAG's forecasting and modeling tools to more effectively forecast small area growth, impacts of alternative scenarios, regional travel demand and estimate resulting air quality. Maintain a leadership role in the Southern California modeling community by coordinating the Region's modeling activities. Provide technical assistance and data services to support planning analysis of member agencies and other public institutions. Promote model consistency through an active subregional modeling program. Continue ongoing modeling collaboration with SCAG's partners to advance the region's modeling practices.

OVERALL WORK PROGRAM

Strategic Plan:

Supports Goal #3 – Be the Foremost Data Information Hub for the Region.

080 Performance Assessment, Monitoring, & Strategy

Manager: Frank Wen

Program Objective:

Provide performance assessment and monitoring of the SCAG region that is consistent with federal performance-based planning, monitoring, and reporting guidance. Ensure the region is on track toward achieving the goals of the 2020 RTP/SCS (Connect SoCal) and in the implementation of Connect SoCal. Performance Assessment, Monitoring, and Strategy tasks including the collection and analysis of data needed to identify and evaluate regional growth and development trends, transportation system performance, environmental quality, regional sustainability and climate resilience, public health, housing affordability, and the socioeconomic well-being of people in the region.

The results of the regional performance monitoring and assessment program provide the basis for informed policy making, investment planning, and the effective implementation of Connect SoCal. To support this effort, SCAG is in the process of developing a regional performance monitoring dashboard application to enhance the visualization, communication, and reporting of regional performance relative Connect SoCal objectives. The provision of assistance to local jurisdictions in the implementation of the revised CEQA transportation impact assessment requirements established through SB 743 is also included in this task item. This program also coordinates with the California Department of Transportation (Caltrans) in the management of the annual local data collection process in support of the Highway Performance Monitoring System (HPMS).

On environmental justice (EJ), SCAG staff will monitor potential changes to EJ and equity requirements and related policies (i.e. SB1000, AB617, Justice40 Initiative), provide support services to member agencies, as needed, to ensure regulatory compliance, and provide on-going outreach opportunities with local jurisdictions and stakeholders to showcase equity in action best practices and discuss and solicit input on environmental justice and equity concerns relevant to the region by means of the Equity Working Group and equity focused Toolbox Tuesdays. SCAG staff will use these outreach opportunities to monitor implementation of EJ policies and incorporation of equity considerations and assist local jurisdictions that may benefit from SCAG's

OVERALL WORK PROGRAM

wide range of EJ and equity analysis and data. Lastly, SCAG staff will continue to conduct outreach with local jurisdictions and stakeholders and consultation with SCAG's Policy Committees to further improve on the Equity Analysis for Connect SoCal 2024.

Strategic Plan:

Supports Goal #2 – Advance Southern California’s policy interests and planning priorities through regional, statewide, and national engagement and advocacy.

Supports Goal #3 – Be the foremost data information hub for the region.

Supports Goal #4 – Provide innovative information and value-added services to enhance member agencies' planning and operations and promote regional collaboration.

Supports Goal #6 – Deploy strategic communications to further agency priorities and foster public understanding of long-range regional planning.

090 Public Information & Communications

Manager : Ana Vallianatos

Program Objective:

Develop and execute a comprehensive external communications program that informs the region’s diverse audiences about SCAG programs, plans, initiatives, and services. SCAG's communications strategies facilitate the agency's transportation planning activities by helping to inform the general public, media, agency stakeholders and partners about the existence, purpose and potential impact of these activities, and to convey this information in ways that are engaging and easy to understand for general audiences. SCAG communicates through various email and social media channels, engagement with local media, video production, websites, print collateral and workshops/events.

Strategic Plan:

Supports Goal #2 – Advance Southern California’s policy interests and planning priorities through regional, statewide, and national engagement and advocacy.

Supports Goal #6 – Deploy strategic communications to further agency priorities and foster public understanding of long-range regional planning.

095 Regional Outreach & Public Participation

Manager: Sarah Patterson & Carmen Fujimori

OVERALL WORK PROGRAM

Program Objective:

Provide support for federal and state mandated public outreach for SCAG’s planning activities. Engage regional stakeholders in the SCAG planning and programming process through the support, assessment, and enhancement of outreach efforts to local governments, tribal governments, and members of the various stakeholder entities, including academia, business, community, and environmental groups, as well as other interested parties. The SCAG Regional Offices are critical components in these efforts, with SCAG staff assigned to an office in each county in the SCAG region.

Strategic Plan:

Supports Goal #2 – Advance Southern California’s policy interests and planning priorities through regional, statewide, and national engagement and advocacy.

Supports Goal #4 – Provide innovative information and value-added services to enhance member agencies’ planning and operations and promote regional collaboration.

100 Intelligent Transportation Systems (ITS) and Smart Cities

Manager: Philip Law & Warren Whiteaker

Program Objective:

Under this program, staff will identify and create plans, policies, and tools to support deployment and integration of technologies and Smart Cities strategies, to achieve regional goals including mobility, equity, and sustainability. SCAG will plan for and support ubiquitous regional broadband deployment, access and adoption to provide the necessary infrastructure and supporting policies for Smart Cities Strategies and other transportation planning initiatives and will work towards documenting and disseminating the benefits of these strategies equitably throughout the region. SCAG will continue engaging with regional stakeholders on ITS and ITS related matters, including use and maintenance of the updated Regional ITS Architecture. Additionally, SCAG will maintain the web-accessible Architecture and provide documentation to maximize its usability and ensure on-going maintenance. SCAG will seek to provide training and educational opportunities to stakeholders on ITS related topics in partnership with FHWA/Caltrans as opportunities become available.

Strategic Plan:

Supports Goal #1 – Produce innovative solutions that improve the quality of life for Southern

OVERALL WORK PROGRAM

Californians.

Supports Goal #2 – Advance Southern California’s policy interests and planning priorities through regional, statewide, and national engagement and advocacy.

Supports Goal #3 – Be the foremost data information hub for the region.

Supports Goal #4 – Provide innovative information and value-added services to enhance member agencies' planning and operations and promote regional collaboration.

Supports Goal #7 – Secure funding to support agency priorities to effectively and efficiently deliver work products.

115 Clean Technology Program

Manager: Philip Law

Program Objective:

Through the Clean Technology Program, SCAG will work towards the Connect So Cal long term vision of a zero-emission transportation system, using cleaner mobility options where zero emission options are not feasible. SCAG will identify and create plans, policies, and tools to support demonstration, deployment and integration of clean mobility strategies consistent with regional goals including equity and sustainability; to continue engaging with regional stakeholders on clean mobility related matters, develop planning tools, provide technical assistance, and prepare the region for funding opportunities to support this objective; and to develop and convey Clean Mobility strategies in the Connect SoCal update and support modeling efforts on clean mobility assumptions and analysis.

Strategic Plan:

Supports Goal #1 – Produce innovative solutions that improve the quality of life for Southern Californians.

Supports Goal #2 – Advance Southern California’s policy interests and planning priorities through regional, statewide, and national engagement and advocacy.

Supports Goal #4 – Provide innovative information and value-added services to enhance member agencies’ planning and operations and promote regional collaboration.

120 OWP Development & Administration

Manager: Kana Sato-Nguyen

Program Objective:

OVERALL WORK PROGRAM

Develop, administer, and monitor the Overall Work Program (OWP). The OWP is a required function of SCAG as the Metropolitan Planning Organization (MPO) for this region and provides a detailed description of the planning activities that will be completed by the MPO and its partners in the fiscal year.

Strategic Plan:

Supports Goal #7 – Secure funding to support agency priorities to effectively and efficiently deliver work products.

130 Goods Movement

Manager: Philip Law

Program Objective:

This work program focuses on integrating freight related transportation initiatives into the regional transportation planning process, including efforts to refine and support the implementation of the Comprehensive Regional Goods Movement Plan and Implementation Strategy. This includes but is not limited to a systems level plan for inland port strategies, along with strategic operational approaches to address increasing supply chain volatility and to prepare for major events. Under this program, SCAG will plan and advocate for funding, policies, and programs to optimize the intermodal goods movement network through increases in economic efficiency, congestion mitigation, safety and air quality improvements, mitigation of community impacts, and enhancements to system security.

Strategic Plan:

Supports Goal #1 – Produce innovative solutions that improve the quality of life for Southern Californians.

Supports Goal #2 – Advance Southern California’s policy interests and planning priorities through regional, statewide, and national engagement and advocacy.

Supports Goal #7 – Secure funding to support agency priorities to effectively and efficiently deliver work products.

140 Transit and Rail Planning

Manager: Philip Law

Program Objective:

OVERALL WORK PROGRAM

SCAG supports and engages transit and rail operations in corridor and regional planning efforts and in further refining the transit and rail strategies for inclusion in future updates to Connect SoCal. In FY 2024-25, SCAG will continue to implement FTA requirements for performance-based planning and coordinate with transit operators to address transit safety and transit asset management (TAM). SCAG will continue to assess and monitor regional transit system performance and work with transit operators through the Regional Transit Technical Advisory Committee to ensure stakeholder input and participation in the metropolitan transportation planning process, consistent with the SCAG MOUs with the transit operators.

Strategic Plan:

Supports Goal #1 – Produce innovative solutions that improve the quality of life for Southern Californians.

Supports Goal #4 – Provide innovative information and value-added services to enhance member agencies’ planning and operations and promote regional collaboration.

156 The Soboba Tribal Climate Change Adaptation Plan

Manager: Ryan Wolfe

Program Objective:

To encourage local and regional identification of transportation system vulnerabilities and climate-related risks to existing transportation infrastructure, identification of adaptation planning projects that address climate risk impacts to existing transportation infrastructure, and planning for specific climate projects that can be programmed in existing local or regional transportation plans.

Strategic Plan:

Supports Goal #1 – Produce innovative solutions that improve the quality of life for Southern Californians.

Supports Goal #4 – Provide innovative information and value-added services to enhance member agencies’ planning and operations and promote regional collaboration.

225 Special Grant Projects

Manager: Frank Wen

OVERALL WORK PROGRAM

Program Objective:

To fund and participate in environmental and transportation specialized projects with funding from discretionary grants and/or local funds contributed by local jurisdictions. Grants assist the region and local agencies to better integrate land use, technology and transportation planning to develop alternatives for addressing growth, sustainability and to assess efficient infrastructure investments that meet community needs. In addition, staff secured a grant through the Office of Traffic Safety to support Go Human, SCAG's Regional Active Transportation Safety and Encourage Campaign. The Campaign was implemented in partnership with the six county health departments and six county transportation commissions, and aimed to increase rates of walking and biking while reducing collisions. The multi-pronged campaign included partnership development with local agencies on temporary safety demonstration projects utilizing Go Human's Kit of Parts Lending Library, safety messaging campaigns and increasing public awareness of traffic safety measures through outreach and engagement. The multi-faceted campaign will include partnering with local agencies on demonstration projects, coordinating safety trainings and workshops, and increasing public awareness of the rules of the road through outreach and advertising partnerships.

Strategic Plan:

Supports Goal #1 – Produce innovative solutions that improve the quality of life for Southern Californians.

Supports Goal #2 – Advance Southern California's policy interests and planning priorities through regional, statewide, and national engagement and advocacy.

Supports Goal #4 – Provide innovative information and value-added services to enhance member agencies' planning and operations and promote regional collaboration.

Supports Goal #6 – Deploy strategic communications to further agency priorities and foster public understanding of long-range regional planning.

Supports Goal #7 – Secure funding to support agency priorities to effectively and efficiently deliver work products.

230 Regional Aviation & Airport Ground Access Planning

Manager: Warren Whiteaker

Program Objective:

OVERALL WORK PROGRAM

The Regional Aviation and Airport Ground Access Planning (Aviation) program focuses on the region's airports and aviation system primarily from the perspective of airport ground access and the surface transportation system. Although SCAG does not have regulatory or developmental authority over the airports, it does maintain an updated list of airport ground access projects in the regional transportation plan. It also plays a critical consultative and collaborative role with the airports, federal agencies, Caltrans, the transportation agencies and commissions, academic institutions, industry associations, and other transportation stakeholders. During FY 2024-25, staff will continue ongoing work on regional airport and airport ground access planning, and explore new areas of research on aviation systems planning. There will be considerable collaboration with regional partners through ongoing communication and participation on working groups and committees, including the Aviation Technical Advisory Committee (ATAC), which SCAG manages and convenes.

Strategic Plan:

Supports Goal #1 – Produce innovative solutions that improve the quality of life for Southern Californians.

Supports Goal #2 – Advance Southern California's policy interests and planning priorities through regional, statewide, and national engagement and advocacy.

Supports Goal #3 – Be the foremost data information hub for the region.

Supports Goal #4 – Provide innovative information and value-added services to enhance member agencies' planning and operations and promote regional collaboration.

235 Local Information Services Program

Manager: Frank Wen

Program Objective:

The Local Information Services Program mainly focuses on the Local Information Services Team (LIST) and the Toolbox Tuesday Training Series to build local capacity in innovative and integrated transportation and planning tools and resources. LIST aims to (1) link SCAG's available information products (e.g., data, applications, model policies and best practices, topical white papers, etc.) to help address local needs, (2) provide local jurisdiction staff an opportunity to offer feedback on how SCAG can improve its products to facilitate better collaboration, and (3) coordinate and conduct one-on-one technical assistance meetings with local jurisdictions. Internally, LIST also work closely with subject matter experts at SCAG to provide technical, outreach, education, and

OVERALL WORK PROGRAM

engagement guidance on a number of proposed applications for local jurisdictions while aligning the objectives between local and regional planning. The Toolbox Tuesdays serve as important opportunities for inter-governmental communication. By bringing together planners from diverse areas of the region, the sessions provide opportunities for local jurisdictions to learn from each other about the successes and failures in new approaches to transportation and land use planning. In a region as vast as SCAG, forums, where staff from dense urban communities can share their concerns and successes with planners from less populated areas, are highly valued. Toolbox Training sessions equip local government planners to think beyond their traditional roles and respond to new mandates that require collaboration and public participation.

Strategic Plan:

Supports Goal #1 – Produce innovative solutions that improve the quality of life for Southern Californians.

Supports Goal #3 – Be the foremost data information hub for the region.

Supports Goal #4 – Provide innovative information and value-added services to enhance member agencies’ planning and operations and promote regional collaboration.

Supports Goal #6 – Deploy strategic communications to further agency priorities and foster public understanding of long-range regional planning.

267 Clean Cities Program

Manager: Philip Law

Program Objective:

Administer the U.S. Department of Energy (DOE) Clean Cities Program for the SCAG Clean Cities Coalition, including performing outreach and marketing in support of expanding alternative fuels in the SCAG region. Partner with public and private entities to displace petroleum gasoline use by encouraging purchase of alternative vehicles, increasing efficiency of existing fleet vehicles, and reduction of vehicle miles traveled (VMT).

Strategic Plan:

Supports Goal #4 – Provide innovative information and value-added services to enhance member agencies’ planning and operations and promote regional collaboration.

275 Sustainable Communities Program

OVERALL WORK PROGRAM

Manager: Frank Wen, Philip Law, & Marco Anderson

Program Objective:

The Sustainable Communities Program (SCP) is a proven, recognized and effective framework for deploying essential planning resources throughout the SCAG region. This collaborative initiative provides assistance to local jurisdictions to coordinate sustainable transportation, land use and regional policies and issues in local planning. The SCP seeks to provide needed planning resources to local jurisdictions for active transportation and multimodal planning efforts, sustainability, land use and planning for affordable housing; develop local plans that support the implementation of key strategies and goals outlined in Connect SoCal, the 2024 RTP/SCS; and increase the region's competitiveness for federal and state funds. In FY25, this also includes planning for mobility as a service as well as reconnecting communities previously divided by highway or railway facilities. The SCP aims to address and ensure health and equity in regional land use and transportation planning and to close the gap of racial injustice and better serve our communities of color. The program seeks planning solutions to local growth challenges and results in strategies that promote local and regional sustainability through the integration of transportation and land use, with particular focus on developing and practical strategies to reduce greenhouse gases. It will continue to be a critical tool in achieving SB 375 targets and other State goals aimed at reducing GHG emissions.

Strategic Plan:

Supports Goal #1 – Produce innovative solutions that improve the quality of life for Southern Californians.

Supports Goal #2 – Advance Southern California's policy interests and planning priorities through regional, statewide, and national engagement and advocacy.

Supports Goal #4 – Provide innovative information and value-added services to enhance member agencies' planning and operations and promote regional collaboration.

280 Future Communities Initiative

Manager: Hsi-Hwa Hu

Program Objective:

The Future Communities Initiative includes action items aimed at harnessing the power of new technologies, big data, open data as well as enhanced analytics to promote innovation in regional

OVERALL WORK PROGRAM

and local planning and reduce transportation demand. Tools and resources provided through the initiative will enable more informed regional and local policy making, increase the efficiency of public service delivery, and ensure the financial sustainability of future cities. The Future Communities Initiative will play a key role in reducing VMT and GHG emissions by modernizing regional land-use and transportation planning tools, fostering data-driven collaboration with SCAG's partner agencies, and providing local agencies with planning resources to pilot new technologies and initiatives to reduce travel demand.

Strategic Plan:

Supports Goal #1 – Produce innovative solutions that improve the quality of life for Southern Californians.

Supports Goal #3 – Be the foremost data information hub for the region.

Supports Goal #4 – Provide innovative information and value-added services to enhance member agencies' planning and operations and promote regional collaboration.

290 Research, Planning and Engagement for Sustainable Communities

Managers: Ryan Wolfe, Marco Anderson, Ma'Ayn Johnson, Frank Wen, Warren Whiteaker & Hsi-Hwa Hu

Program Objective:

SCAG staff initiated the implementation of Connect SoCal immediately after its adoption, and has since launched research, planning and studies in preparation for the next plan, Connect SoCal 2024. Much of SCAG's research and planning is focused on reducing single occupancy vehicle trips and transportation related GHG through advancing mode shift, transportation demand management, operational efficiency, system accessibility, and integration of future transportation, employment and land use. Research is also focused on aligning land use and encouraging cities and counties to adopt land uses that promote growth in Connect SoCal identified Priority Growth Areas.

Strategic Plan:

Supports Goal #1 – Produce innovative solutions that improve the quality of life for Southern Californians.

Supports Goal #2 – Advance Southern California's policy interests and planning priorities through regional, statewide, and national engagement and advocacy.

OVERALL WORK PROGRAM

300 Regional Early Action Planning (REAP) Grants Program – AB 101

Manager: Ma'Ayn Johnson

Program Objective:

Under the California 2019-20 Budget Act, SCAG was awarded \$47 million in Regional Early Action Planning (REAP 1.0) funding to support local governments and stakeholders with housing planning activities that accelerate housing production and meet the region's goals for producing 1.3 million new units of housing by 2029, as determined by the 6th Cycle Regional Housing Needs Assessment (RHNA). The REAP 1.0 funding is a one-time planning program that authorizes subregional partnerships and encourages inter-governmental collaboration on projects that have a broader regional impact on housing production. SCAG is administering the REAP funds through a combination of direct technical assistance (including housing element data components and policy assessments), subregional partnerships with councils of government, community-based partnership grants in collaboration with philanthropic organizations, and planning support offered through the Sustainable Communities Program to local jurisdictions or entities serving single or multiple jurisdictions. The REAP grants program is focused on implementable solutions across land use, financing, development streamlining and other actions that accelerate housing production.

Strategic Plan:

Supports Goal #1 – Produce innovative solutions that improve the quality of life for Southern Californians.

Supports Goal #2 – Advance Southern California's policy interests and planning priorities through regional, statewide, and national engagement and advocacy.

303 Economic Empowerment

Manager: Victor Negrete

Program Objective:

The Economic Empowerment Program is focused on the implementation of targeted, place-based programs aimed at achieving economic empowerment, environmental and restorative justice across intersectional policy goals identified in the RTP/SCS and the Regional Housing Needs Allocation (RHNA) process. This program will ensure that the recommendations of the Racial Equity and Regional Planning Subcommittee inform the strategies and implementation plans in Connect SoCal 2024. The

OVERALL WORK PROGRAM

staff in this program are also charged with identifying new partnerships, projects and funding sources to develop new programs for implementation of Connect SoCal 2020, the future Connect SoCal 2024, and SCAG’s adopted Racial Equity Action Plan.

Strategic Plan:

Supports Goal #1 – Produce innovative solutions that improve the quality of life for Southern Californians.

Supports Goal #2 – Advance Southern California’s policy interests and planning priorities through regional, statewide, and national engagement and advocacy.

305 Regional Early Action Planning (REAP) Grants Program – REAP 2.0

Managers: Ma’Ayn Johnson, Kate Kigongo, Frank Wen & Marco Anderson

Program Objective:

The REAP 2.0 program seeks to accelerate progress towards state housing goals and climate commitments through a strengthened partnership between the state, its regions, and local entities. REAP 2.0 seeks to accelerate infill housing development, reduce Vehicle Miles Traveled (VMT), increase housing supply at all affordability levels, affirmatively further fair housing, and facilitate the implementation of adopted regional and local plans to achieve these goals. SCAG’s REAP 2.0 Program was developed through an inclusive and equitable outreach process with a variety of strategies to reach a wide range of regional stakeholders. SCAG’s REAP 2.0 Program combines coordinated and transformative housing development, finance, land use, and transportation strategies to help achieve California’s housing and greenhouse gas emission reduction goals. This program includes several projects across three major Program Areas, including Early Program Initiatives, Programs to Accelerate Transformative Housing (PATH) Program, and the Transportation Partnership Programs (TPP).

Strategic Plan:

Supports Goal #1 – Produce innovative solutions that improve the quality of life for Southern Californians.

Supports Goal #4 – Provide innovative information and value-added services to enhance member agencies’ planning and operations and promote regional collaboration.

Supports Goal #7 – Secure funding to support agency priorities to effectively and efficiently deliver work products.

310 Planning Strategy Development and Implementation

Manager: Frank Wen & Marco Anderson

OVERALL WORK PROGRAM

Program Objective:

This program will develop a strategic framework for coordinating the implementation, monitoring, and performance assessment of the current Connect SoCal (Regional Transportation Plan/Sustainable Communities Strategy) alongside coordinating the integration of existing strategies, emerging trends and technologies across all SCAG departments to develop of the next Connect SoCal. This project will coordinate and advance planning division priorities and major work programs, and coordinate projects that fall in different departments. Additionally, this program will foster partnerships with federal, state, regional, and local agencies. To accomplish above objectives, the Planning Strategy Department will coordinate planning teams in the following program areas: Connect SoCal Development, Connect SoCal Strategies, and Performance Measurement and Monitoring., Local Planning and Program Assistance, and Local Jurisdiction Technical and Information Assistance.

Strategic Plan:

Supports Goal #1 – Produce innovative solutions that improve the quality of life for Southern Californians.

Supports Goal #2 – Advance Southern California’s policy interests and planning priorities through regional, statewide, and national engagement and advocacy.

Supports Goal #3 – Be the foremost data information hub for the region.

Supports Goal #4 – Provide innovative information and value-added services to enhance member agencies’ planning and operations and promote regional collaboration.

Supports Goal #6 – Deploy strategic communications to further agency priorities and foster public understanding of long-range regional planning.

Supports Goal #7 – Secure funding to support agency priorities to effectively and efficiently deliver work products.

315 Last Mile Freight Program – MSRC

Manager: Philip Law

Program Objective:

SCAG has partnered with the Mobile Source Air Pollution Reduction Review Committee (MSRC) to establish the Last Mile Freight Program (LMFP). The LMFP is intended to achieve immediate

OVERALL WORK PROGRAM

reductions in criteria pollutants and greenhouse gas emissions from commercially deployed vehicles/equipment serving the last mile delivery market. The LMFP will inform both industry and the public regarding zero-emissions/near-zero emissions vehicle/equipment and supporting infrastructure performance and how this information can be used to scale emissions reductions to contribute to regional air quality goals.

Strategic Plan:

Supports Goal #1 – Produce innovative solutions that improve the quality of life for Southern Californians.

Supports Goal #2 – Advance Southern California’s policy interests and planning priorities through regional, statewide, and national engagement and advocacy.

320 Inclusive Economic Recovery Strategy (IERS) Implementation Grant

Manager: Victor Negrete

Program Objective:

Using \$3.5 million in one-time State-grant funding from the California Workforce Development Board, implement recommendations developed in the Inclusive Economic Recovery Strategy (IERS) adopted by SCAG's Regional Council on July 1, 2021. The five deliverables are focused on strategies that support expansion of the number of, and access to, middle wage jobs, strengthen supply chains and access to contracting opportunities for small businesses, expand construction apprenticeships and training, provide regional data to support both state efforts and broader inclusive economic growth efforts, and address human capital needs to realize economic opportunity.

Strategic Plan:

Supports Goal #1 – Produce innovative solutions that improve the quality of life for Southern Californians.

Supports Goal #2 – Advance Southern California’s policy interests and planning priorities through regional, statewide, and national engagement and advocacy.

325 Regional Pilot Initiative (RPI)

Manager: Kate Kigongo

Program Objective:

To demonstrate innovative, next generation technologies and models of regional significance, specifically those with the potential to change transportation and housing paradigms towards

OVERALL WORK PROGRAM

building more sustainable communities. RPI relies on partnerships with the public sector (local jurisdictions, transit agencies, County Transportation Commissions, etc.) to permit, construct and operate these pilots, and with private sector vendors to implement the pilots. This multi-pronged program explores concepts such as accelerating active transportation improvements and the adoption of e-bike programs, Universal Basic Mobility, adoption of open-loop fare payment systems, and the improvement and expansion of mobility hubs across the region, among other priorities.

Strategic Plan:

Supports Goal #1 – Produce innovative solutions that improve the quality of life for Southern Californians.

Supports Goal #4 – Provide innovative information and value-added services to enhance member agencies’ planning and operations and promote regional collaboration.

Supports Goal #7 – Secure funding to support agency priorities to effectively and efficiently deliver work products.

FTA GRANT BUDGET

FTA DISCRETIONARY AND FORMULA GRANT BUDGET

Program Overview

SCAG is the Designated Recipient of FTA Urbanized Area Formula Grants under 49 U.S.C. Section 5307 for the large urbanized areas (UZAs) with populations of 200,000 or more (according to the latest U.S. Census) in the SCAG region. Under the reauthorization bill that was signed into Law on November 15, 2021, the Infrastructure Investment and Jobs Act (referred to as the Bipartisan Infrastructure Bill), funding is authorized for 49 U.S.C. Section 5339 Bus and Bus Facilities Formula Grants Program and U.S.C. Section 5312 National Research & Technology Program to SCAG due to being the Section 5307 Designated Recipient.

As the Designated Recipient, SCAG is responsible to apply for and pass through Section 5339 and Section 5312 grant funds for specialized transportation programs and projects, which provide capital funding to replace, rehabilitate and purchase buses, vans, fixed guide-way, as well as to construct related facilities and purchase related equipment. All the pass-through projects were completed over the last several Fiscal Years. In FY 2024-25, the FTA Discretionary and Formula Grant Budget includes only cash contributions (no federal funding) to support compliance monitoring for the post-implementation project.

Line Item Budget

The following table shows the FTA Discretionary and Formula Grant line item budget.

Cost Category	FY24 Adopted	FY25 Proposed	Incr (Decr)
500XX Staff	\$ 2,047	\$ 4,152	\$ 2,105
54300 SCAG Consultant	\$ 218,719	\$ 213,719	\$ (5,000)
54360 Pass Through Payments			
Riverside Transit Agency	200,000	-	(200,000)
ATNs'	-	-	-
54360 Total	\$ 200,000	\$ -	\$ (200,000)
55930 Miscellaneous Other	\$ -	\$ -	\$ -
55931 Miscellaneous Labor	\$ 69,288	\$ -	\$ (69,288)
55932 Miscellaneous Labor Future	\$ -	\$ 46,977	\$ 46,977
59090 Exp Local Other			
Riverside Transit Agency	49,942	-	(49,942)
ATNs'	-	-	-
59090 Total	\$ 49,942	\$ -	\$ (49,942)
Sub-total	\$ 539,996	\$ 264,848	\$ (275,148)
51000 Fringe Benefits	\$ 1,373	\$ 2,701	\$ 1,328
51001 Indirect Costs	\$ 4,693	\$ 10,180	\$ 5,487
Total	\$ 546,062	\$ 277,729	\$ (268,333)

*Totals may not add due to rounding

TDA PROGRAM BUDGET

TDA BUDGET

Program Overview

State of California Public Utilities Code Section 99233.2 authorizes the Transportation Commissions in Los Angeles, Orange, Riverside and San Bernardino counties to allocate up to $\frac{3}{4}$ of 1 percent of their local transportation funds to SCAG as the multi-county planning agency for the region.

SCAG uses TDA to fund various activities in the Overall Work Program, as shown beginning on page 20, as well as other direct activities. SCAG uses TDA to fund local initiatives and to provide cash match as needed for projects funded with state or federal funds. For Other Work Program Budget, TDA funds SCAG signature events such as General Assembly, Demographic Workshop as well as Economic Summit.

Line Item Budget

In FY 2024-25, the TDA budget includes \$11,556,247 for consultants and staff-related costs to support local transportation planning projects as well as SCAG signature events.

TDA PROGRAM BUDGET

The following table shows the TDA Budget line item budget for OWP and Other Work Program.

	FY24 Adopted	FY25 Proposed	Incr (Decr)
REVENUES:			
TDA Revenue	5,397,327	5,967,359	570,032
Transfer from Fund Balance	319,225	5,588,888	5,269,663
Total Revenues	5,716,552	11,556,247	5,839,695
Overall Work Program (OWP)			
EXPENDITURES:			
500XX Staff	962,805	1,458,290	495,485
54300 SCAG consultant	656,233	3,364,150	2,707,917
54302 Non-Profits/IHL	-	-	-
54304 Consultants-Technical Assistance/Pass-Through Payments	229,400	271,240	41,840
54340 Legal	164,520	79,278	(85,242)
55210 Software Support	5,735	-	(5,735)
55520 Graphic Supplies	4,000	-	(4,000)
55460 AV, IT or Facilities Materials & Equipment < \$5,000	1,000	-	(1,000)
55620 Res Mats/Non GASB 96 subscriptions	-	450,000	450,000
55580 Outreach/Advertisement	6,000	102,000	96,000
55830 Networking Meetings/Special Events	-	4,000	4,000
55610 Prof Membership	-	-	-
55621 Subscriptions (GASB 96)	-	613,900	613,900
55840 Training Registration	1,000	-	(1,000)
55914 RC General Assembly	-	-	-
55915 Demographic Workshop	-	-	-
55916 Economic Summit	-	-	-
55920 Other Mtg Expense	-	26,500	26,500
5593X Miscellaneous other/Miscellaneous Labor	9,000	9,026	26
55950 Temporary Help	-	-	-
56100 Printing	-	2,500	2,500
5810X Travel	36,000	143,500	107,500
58110 Mileage	-	12,000	12,000
58150 Travel lodge>Per Diem	-	-	-
Sub-total	2,075,693	6,536,384	4,460,691
51000 Fringe benefits - Reg Staff	643,284	812,245	168,961
51003 Fringe benefits - Intern	-	24,163	24,163
51001 Indirect Cost	2,247,193	3,409,190	1,161,997
Total for OWP	4,966,170	10,781,982	5,815,812
Other Work Program			
EXPENDITURES:			
500XX Staff	47,919	52,124	4,205
54300 SCAG consultant	172,800	20,000	(152,800)
55621 Subscriptions (GASB 96)	-	36,275	36,275
55840 Training Registration	-	-	-
55914 RC General Assembly	208,190	340,715	132,525
55915 Demographic Workshop	18,200	18,200	-
55916 Economic Summit	128,250	128,250	-
56100 Printing	16,000	-	(16,000)
58110 Mileage	4,000	4,000	-
58150 Travel lodge>Per Diem	13,000	13,000	-
Sub-total	608,359	612,564	4,205
51000 Fringe benefits - Reg Staff	32,146	33,899	1,753
51001 Indirect Cost	109,877	127,802	17,925
Total for Other Work Program	750,382	774,265	23,883
Total Expenditures	5,716,552	11,556,247	5,839,695

*Totals may not add due to rounding

GENERAL FUND BUDGET

GENERAL FUND BUDGET (GF)

Program Overview

The General Fund (GF) has been established to: provide support to the Regional Council (RC) and its Subcommittees for the costs of stipends and travel; fund costs not eligible for grant reimbursement; provide a source of working capital; finance program expenditures, which must be paid prior to sending requisitions to certain federal and state grantors; and authorize establishment of, and borrowing from, a line of credit. The General Fund is not an available resource to fund project costs otherwise chargeable to grants.

The RC is responsible for conducting the affairs of SCAG pursuant to Article V (A) 4 of the By-Laws. Among other duties, the RC reviews and may revise, amend, increase, or decrease the proposed annual GF budget as prepared by the Chief Financial Officer. The RC submits the approved GF budget to members of the General Assembly (GA) at least thirty (30) days before the annual meeting for review. After the adoption of the budget and the annual assessment schedule by the GA, the RC controls all GF expenditures in accordance with the budget.

Membership Dues Assessments

The By-Laws require the Executive Director to annually submit the GF budget to the RC. Upon its adoption, the GA fixes membership assessment for all members of SCAG in amounts sufficient to provide the funds required by the GF budget. The membership dues are calculated in accordance with the guidelines of the By-Laws.

GENERAL FUND BUDGET

General Fund Line Item Budget

The following table shows General Fund revenues and expenditures by task.

		FY23 Actual	FY24 Adopted Budget	FY25 Proposed Budget	FY24 Adopted To FY25 Proposed Incr (Decr)
REVENUE:	Membership Dues:				
	Counties	348,089	349,754	380,014	30,260
	Cities	1,885,704	2,011,702	2,251,020	239,318
	Commissions	88,500	88,500	88,500	-
	Transportation Corridor Agency	10,000	10,000	10,000	-
	Air Districts	10,000	10,000	10,000	-
	Sub-total	\$ 2,342,293	\$ 2,469,956	\$ 2,739,534	\$ 269,578
	Interest	189,880	55,086	87,459	32,373
	Other	39,291	41,800	41,800	-
	General Assembly Sponsorships & Registrations	393,971.00	340,000	367,273	27,273
Transfer From/To Fund Balance	860,266.00	182,905	(146,368)	(329,273)	
Sub-total	\$ 1,483,407	\$ 619,791	\$ 350,164	\$ (269,627)	
Total Revenues		\$ 3,825,700	\$ 3,089,747	\$ 3,089,698	\$ (49)
EXPENDITURES:	Regional Council:				
	Staff Time	43,408.48	26,738	-	(26,738)
	EAC Retreat	33,936.25	40,000	20,000	(20,000)
	Legal Services	128,238.60	164,840	150,000	(14,840)
	Miscellaneous Other	850.32	-	-	-
	Other Meeting Expense	35,694.19	20,000	35,000	15,000
	Professional Memberships	-	-	-	-
	RC/Committee Meeting	-	15,000	5,000	(10,000)
	Stipends	227,690.00	245,000	301,683	56,683
	Travel - Outside	9,053.87	50,000	50,000	-
	Travel - International	18,791.84	-	-	-
	Travel - Local	20,979.84	46,000	46,000	-
	Mileage - Local	12,513.07	25,000	25,000	-
	Task sub-total	\$ 531,156	\$ 632,578	\$ 632,683	\$ 105
Legislative:					
Staff Time	10,845.55	34,086	35,959	1,873	
Federal/State Lobbyist	228,000.00	228,000	228,000	-	
Resource Materials/Subscriptions	70.00	2,000	500	(1,500)	
Networking Meeting/Special Events	1,765.00	-	-	-	
Other Meeting Expense	38,787.73	15,000	45,000	30,000	
Travel - Outside	5,474.69	10,000	10,000	-	
Travel - Local	154.05	-	200	200	
Mileage - Local	118.73	500	200	(300)	
Task sub-total	\$ 285,216	\$ 289,586	\$ 319,859	\$ 30,273	

Attachment: FY25 FINAL COMPREHENSIVE BUDGET_May 2, 2024 RC Mtg (Resolution No. 24-665-1 Approving the Fiscal Year 2024-25 Final

GENERAL FUND BUDGET

General Fund Line Item Budget (continued)

		FY23 Actual	FY24 Adopted Budget	FY25 Proposed Budget	FY24 Adopted To FY25 Proposed Incr (Decr)
Task .03 RHNA	RHNA:				
	Staff Time	-	53,688	-	(53,688)
	Legal Services	-	-	273,556	273,556
	Task sub-total	\$ -	\$ 53,688	\$ 273,556	\$ 219,868
Task .04 Other Non-Labor	Other Non-Labor:				
	SCAG Consultant	30,900.00	26,500	-	(26,500)
	Legal Services	231,115.05	220,000	460,000	240,000
	Software Support	153,424.66	-	-	-
	Off-Site Storage	3,868.70	-	-	-
	Bank Fees	18,386.80	15,000	15,000	-
	Office Supplies	25.10	-	-	-
	SCAG Memberships	173,177.68	-	-	-
	Professional Memberships	7,999.74	11,500	900	(10,600)
	Sponsorships	118,728.00	-	-	-
	Networking Meeting/Special Events	430.00	-	-	-
	Scholarships	88,000.00	-	-	-
	Economic Summit	150,317.49	-	-	-
	Other Meeting Expense	19,382.04	50,000	50,000	-
	Miscellaneous Other	31,471.37	20,000	20,000	-
	Travel - Outside	1,214.70	2,500	2,500	-
	Travel - Local	883.25	1,500	1,500	-
	Mileage - Local	1,263.80	500	500	-
Staff Lodging Expense	13,872.41	-	-	-	
	Task sub-total	\$ 1,044,461	\$ 347,500	\$ 550,400	\$ 202,900
Task .06 General Assembly	General Assembly:				
	Staff Time	5,562.89	12,141	12,846	705
	SCAG Consultant	14,034.63	43,200	43,200	-
	General Assembly	724,639.79	453,310	507,510	54,200
	Other Meeting Expense	352.80	-	-	-
	Miscellaneous Other	-	1,500	1,700	200
	Printing	-	4,000	-	(4,000)
	Travel - Local	267.22	-	-	-
Mileage - Local	146.88	1,000	1,000	-	
	Task sub-total	\$ 745,004	\$ 515,151	\$ 566,256	\$ 51,105
Task .10 Capital Outlay >\$5K	Capital Outlay >\$5K	168,167.52	-	-	-
	Task sub-total	\$ 168,168	\$ -	\$ -	\$ -
Task .11 Public Records Administration	Public Records Administration:				
Staff Time	7,234.50	72,642	7,166	(65,476)	
	Task sub-total	\$ 7,235	\$ 72,642	\$ 7,166	\$ (65,476)

Attachment: FY25 FINAL COMPREHENSIVE BUDGET_May 2, 2024 RC Mtg (Resolution No. 24-665-1 Approving the Fiscal Year 2024-25 Final

GENERAL FUND BUDGET

General Fund Line Item Budget (continued)

		FY23 Actual	FY24 Adopted Budget	FY25 Proposed Budget	FY24 Adopted To FY25 Proposed Incr (Decr)
Task .14 International Collaboration	International Collaboration:				
	Staff Time	-	4,845	5,011	166
	Other Meeting Expense	-	1,500	1,500	-
	Miscellaneous Other	-	2,000	2,000	-
	Travel-International	11,157.14	-	-	-
	Mileage - Local	-	500	500	-
	Task sub-total	\$ 11,157	\$ 8,845	\$ 9,011	\$ 166
Task .20 Go Human Events	Go Human Events:				
	Outreach/Advertisement	-	-	-	-
	Task sub-total	\$ -	\$ -	\$ -	\$ -
Task .23 Other Labor	Other Labor:				
	Staff Time	1,936.90	34,962	3,154	(31,808)
	Task sub-total	\$ 1,937	\$ 34,962	\$ 3,154	\$ (31,808)
Task .26 Employee Engagement Program	Employee Engagement Program				
	Engagement Committee	19,985.71	20,000	20,000	-
	Employee Recognition	4,582.55	15,000	15,000	-
	Other Meeting Expense	-	-	50,000	50,000
	Department Allowance	8,548.19	15,000	15,000	-
	Task sub-total	\$ 33,116	\$ 50,000	\$ 100,000	\$ 50,000
Task .29 Special Events	Special Events				
	SCAG Consultant	-	-	\$ 20,000	20,000
	Scholarships		44,000	44,000	-
	Demographic Workshop		9,800	9,800	-
	Economic Summit		29,750	59,750	30,000
	SCAG Memberships		127,600	130,100	2,500
	RC Sponsorships	6,500.00	165,000	165,000	-
	Task sub-total	\$ 6,500	\$ 376,150	\$ 428,650	\$ 52,500
	Total for all tasks	\$ 2,833,950	\$ 2,381,102	\$ 2,890,735	\$ 509,633
	Allocated Fringe Benefits	52,597	160,398	41,711	(118,687)
	Allocated Indirect Costs	170,778	548,247	157,252	(390,995)
	Total	\$ 3,057,325	\$ 3,089,747	\$ 3,089,698	\$ (49)

*Totals may not add due to rounding

FRINGE BENEFITS BUDGET

FRINGE BENEFITS BUDGET (FB)

Program Overview

Fringe benefits (FB) are employee-associated costs such as leave expenses (vacation, holidays, personal floating holidays, sick leave, etc.), health plan expenses, retirement plan expenses, workers' compensation insurance, unemployment insurance, bus/rail/carpool expenses, tuition reimbursement expenses, technology allowance, and deferred compensation expenses. These costs are expressed as a rate for full-time regular staff. The rate is the pooled costs of the fringe benefits divided by the total salaries for full-time regular staff.

To participate in SCAG's fringe benefits program, staff must hold benefits-eligible positions as regular, at-will or limited-term positions. Some of these programs provide staff and their families with financial protection if they become ill or disabled. These programs also allow staff and their family to recreate and spend time together. Others are designed to aid them in preparing for retirement or in meeting educational costs they incur for themselves.

The employee-associated costs are related to SCAG's full-time staff to generate a fringe benefits burden rate. The fringe benefits burden is applied to all staff charges in OWP, FTA Grant Budget, TDA Budget, General Fund, and Indirect projects.

A rate is applied to all OWP, FTA Grant Budget, TDA Budget, General Fund and Indirect cost salaries, e.g., for every \$1,000 of salaries, the FB budget is \$650.352 (65.0352%).

Part-time staff, interns, and temporary employees may be eligible for SCAG's limited fringe benefits. Part-time staff, interns, and temporary employee benefits are calculated separately and are not part of the fringe benefits burden rate.

FRINGE BENEFITS BUDGET

Line Item Budget

The following table shows the Fringe Benefits line item budget.

GL Account	Line Item	FY24 Adopted	FY25 Proposed	Incr (Decr)
60002	Sick leave	537,332	573,861	36,529
60004	PFH	680,951	741,963	61,012
60003	Holiday	1,251,499	1,399,452	147,953
60001	Vacation	1,773,195	1,731,769	(41,426)
60032	Sick - Interns	10,333	10,333	-
60041	Vacation Cash Out	75,000	86,000	11,000
6011X	PERS	8,385,649	8,904,791	519,142
60120	PARS	80,752	82,367	1,615
60200	Health insurance - actives	2,904,612	3,147,400	242,788
60201	Health insurance - retirees PAYGO	703,491	767,068	63,577
60210	Dental insurance	327,592	292,842	(34,750)
60220	Vision insurance	91,550	82,796	(8,754)
60225	Life insurance	123,106	143,383	20,277
60240	Medicare tax employers - regular staff	439,451	460,587	21,136
60250	Medicare tax employers - interns	4,495	4,495	-
60255	Social security tax employers - interns	23,715	19,220	(4,495)
60300	Tuition reimbursement	43,776	33,776	(10,000)
60310	Bus passes - regular staff	50,000	35,000	(15,000)
60315	Bus passes - interns	8,073	1,000	(7,073)
60360	De Minimis Employee Exp	15,000	15,000	-
60365	De Minimis Employee Exp Interns	5,167	5,172	5
60366	Technology Allowance	388,080	390,600	2,520
60367	Technology Allowance Intern	28,933	28,962	29
60400	Workers compensation	146,286	158,739	12,453
60405	Unemployment compensation Insurance	35,000	35,000	-
60410	Miscellaneous employee benefits	16,836	12,636	(4,200)
60415	SCAG 457 match	434,750	439,750	5,000
60450	Benefits administrative fees	85,605	90,913	5,308
60500	Automobile allowance	20,700	20,700	-
		18,690,931	19,715,575	1,024,644

*Totals may not add due to rounding

INDIRECT COST BUDGET

INDIRECT COST BUDGET (IC)

Program Overview

The Indirect Cost Budget is established to provide funding for staff salaries, fringe benefits and other non-labor costs that are not attributable to an individual direct program project, except on a pro-rata basis. The Indirect Cost Rate Proposal (ICRP) is prepared in accordance with the guidelines of SCAG’s federal cognizant agency, FTA, and requires their approval as well as Caltrans approval.

An IC rate, approved by FTA and Caltrans, is applied to all productive staff salaries and fringe costs. For example, for every \$1,000 of direct salaries and fringe, the IC budget is \$1,485.69 (148.5690%). A review of the comprehensive line item budget chart beginning on page 12 shows the impact of this concept. Notice that the budgets for the OWP, FTA Grant Budget, TDA Budget and General Fund include allocated funds for the indirect costs which represents each budget component’s share of funding the Indirect Cost program.

INDIRECT COST BUDGET

Line Item Budget

The following table shows the Indirect Cost line item budget.

GL Account	Cost Category	FY24 Adopted	FY25 Proposed	Incr (Decr)
500XX	Staff	12,489,756	13,530,521	1,040,765
5XXXX	SCAG consultant	3,113,268	2,974,518	(138,750)
54340	Legal	186,335	271,335	85,000
55201	Network and Communications	179,548	213,950	34,402
55210	Software support	983,709	629,337	(354,372)
55220	Hardware support	693,826	283,826	(410,000)
55240	Repair- maintenance	55,000	55,000	-
55250	Cloud Services	-	1,395,040	1,395,040
55251	Cloud Support	2,754,062	338,998	(2,415,064)
55271	Owned Software	579,348	606,493	27,145
55275	Co-location Services	171,997	171,997	-
55400	Office rent / Operating expense	2,442,665	2,589,665	147,000
55410	Office rent satellite	295,142	304,142	9,000
55415	Off-site Storage	5,000	5,000	-
55420	Equipment leases	100,000	100,000	-
55430	Equip repairs and maintenance	2,000	2,000	-
55435	Security Services	100,000	100,000	-
55440	Insurance	370,000	390,000	20,000
55441	Payroll / bank fees	17,500	36,000	18,500
55445	Taxes	1,000	1,000	-
55460	AV, IT or Facilities Materials & equipment <\$5K	204,000	154,000	(50,000)
55510	Office supplies	73,800	73,800	-
55520	Graphic Supplies	4,000	4,000	-
55540	Postage	10,000	10,000	-
55550	Delivery services	15,000	20,000	5,000
55600	SCAG memberships	104,000	130,600	26,600
55610	Professional memberships	1,500	20,100	18,600
55611	Professional dues	8,750	3,250	(5,500)
5562X	Resource materials, GASB 96 & Non-GASB 96 Subscriptions	169,000	1,804,520	1,635,520
55630	COVID Facility Exp	53,740	-	(53,740)
55631	ADA & Safety Compliance	15,000	15,000	-
55700	Depreciation - furniture & fixture	250,000	300,000	50,000
55720	Amortization - lease	75,000	75,000	-
55800	Recruitment advertng	65,000	65,000	-
55801	Recruitment - other	45,000	45,000	-
55820	In House Training	70,000	70,000	-
55830	Networking Meetings/Special Events	20,500	24,500	4,000
55840	Training Registration	98,000	98,000	-
55920	Other meeting expense	1,250	1,250	-
5593X	Miscellaneous	13,000	95,546	82,546
55950	Temporary help	186,000	160,000	(26,000)
56100	Printing	23,000	23,000	-
58100	Travel	111,000	140,500	29,500
58101	Travel - local	19,378	25,878	6,500
58110	Mileage	18,200	17,700	(500)
	Sub-total	26,194,274	27,375,466	1,181,192
51000	Fringe benefits - regular staff	8,304,738	8,728,070	423,332
51003	Fringe benefits - interns	26,885	13,290	(13,595)
	Total	\$ 34,525,897	36,116,826	\$ 1,590,929

*Totals may not add due to rounding; 5XXXX line includes Consultant and Other Consultant

INDIRECT COST BUDGET

Indirect Cost Work Areas

The Indirect Cost budget is spread across several functional work areas within the agency. The following chart describes each work area.

Group	Work Area	Activities
Administration	Finance	Finance is responsible for all financial activities of the agency, including accounting, budget & grants, investment policy, contracts, procurement, internal audits, and directing outside audits.
	Human Resources	Human Resources (HR) is responsible for staff recruitment, employee relations, training, employee benefits, maintaining personnel records, and administration of personnel rules and systems.
	Information Technology	Information Technology (IT) supports IT operations, computers for office staff, modeling and GIS capabilities, phone systems, video conferencing, and networks, as well as Facilities/property management for all of SCAG offices.
	Planning	Planning Administration supports activities that are not directly related to specific projects, such as the overall administration of the Planning Division, and efforts involved in the Policy Committee meetings.
Agency-wide Management		The Agency-wide Management section is responsible for the management of staff, the budget, and the day-to-day operations of the departments. The Executive Director is the official representative of the agency and its policies.
Legal Services		Legal Services is responsible for all internal and external legal affairs of SCAG.
Government and Public Affairs	Legislation	This unit is responsible for interfacing with the legislative processes at the federal and state levels.
	Regional Services & Media and Public Affairs	The primary responsibility of this unit is to maintain and expand governmental, community and private sector participation in the regional planning work of SCAG. This is done by working with cities and counties, local government officials, community, and business interest groups.



Final
COMPREHENSIVE BUDGET
Fiscal Year 2024-25



SECTION III
APPENDICES

MEMBERSHIP ASSESSMENT SCHEDULE

SOUTHERN CALIFORNIA ASSOCIATION OF GOVERNMENTS

Proposed Membership Assessment

Schedule Fiscal Year 2024-25

As of February 1, 2024

	UNINC POP COUNTIES/TOTAL	ASSESSMENTS
	POP CITIES	2024-25
<u>COUNTIES (6)</u>		
IMPERIAL	33,833	7,939
LOS ANGELES	997,999	165,934
ORANGE	132,114	42,333
RIVERSIDE	401,693	77,701
SAN BERNARDINO	297,482	64,029
VENTURA	92,063	22,078
	<hr/>	<hr/>
SUB-TOTAL	1,955,184	380,014

CITIES (191)

ADELANTO	36,656	5,309
AGOURA HILLS	19,770	2,844
ALHAMBRA	81,303	11,167
ALISO VIEJO	50,766	7,160
ANAHEIM	328,580	43,859
APPLE VALLEY	74,996	10,339
ARCADIA	55,503	7,782
ARTESIA	16,093	2,361
AVALON	3,351	540
AZUSA	49,483	6,992
BALDWIN PARK	70,368	9,732
BANNING	31,250	4,600
BARSTOW	24,918	3,519
BEAUMONT	56,590	7,924
BELL	33,370	4,878
BELLFLOWER	76,924	10,592
BELL GARDENS	38,447	5,544
BEVERLY HILLS	31,658	4,653
BIG BEAR LAKE	4,914	745
BLYTHE	17,265	2,515
BRADBURY	889	217
BRAWLEY	27,539	4,113
BREA	48,184	6,822
BUENA PARK	83,517	11,457
BURBANK	104,535	14,465
CALABASAS	22,808	3,242

MEMBERSHIP ASSESSMENT SCHEDULE

SOUTHERN CALIFORNIA ASSOCIATION OF GOVERNMENTS

Proposed Membership Assessment

Schedule Fiscal Year 2024-25

As of February 1, 2024

	UNINC POP	
	COUNTIES/TOTAL	ASSESSMENTS
	POP CITIES	2024-25
CALEXICO	38,697	5,577
CALIMESA	10,962	1,688
CALIPATRIA	5,975	884
CAMARILLO	69,309	9,593
CANYON LAKE	10,949	1,686
CARSON	92,186	12,594
CATHEDRAL CITY	51,433	7,248
CERRITOS	47,887	6,783
CHINO	93,137	12,719
CHINO HILLS	77,058	10,610
CLAREMONT	36,759	5,323
COACHELLA	42,462	6,071
COLTON	53,154	7,474
COMMERCE	12,036	1,829
COMPTON	93,719	12,796
CORONA	157,005	21,349
COSTA MESA	111,183	15,337
COVINA	50,350	7,106
CUDAHY	22,270	3,172
CULVER CITY	39,682	5,706
CYPRESS	49,818	7,036
DANA POINT	33,155	4,850
DESERT HOT SPRINGS	32,608	4,778
DIAMOND BAR	53,381	7,503
DOWNEY	111,261	15,347
DUARTE	22,796	3,241
EASTVALE	69,514	9,620
EL CENTRO	44,445	6,331
EL MONTE	106,377	14,706
EL SEGUNDO	16,928	2,471
FILLMORE	16,899	2,467
FONTANA	213,851	28,807
FOUNTAIN VALLEY	56,987	7,977
FULLERTON	142,873	19,494
GARDEN GROVE	171,183	23,209
GARDENA	59,809	8,347
GLENDALE	191,284	25,846
GLENDORA	51,159	7,212
GRAND TERRACE	12,814	1,931
HAWAIIAN GARDENS	13,546	2,027

MEMBERSHIP ASSESSMENT SCHEDULE

SOUTHERN CALIFORNIA ASSOCIATION OF GOVERNMENTS

Proposed Membership Assessment

Schedule Fiscal Year 2024-25

As of February 1, 2024

	UNINC POP	
	COUNTIES/TOTAL	ASSESSMENTS
	POP CITIES	2024-25
HAWTHORNE	85,702	11,744
HEMET	89,918	12,297
HERMOSA BEACH	19,018	2,745
HESPERIA	100,041	13,875
HIDDEN HILLS	1,731	327
HIGHLAND	55,984	7,845
HOLTVILLE	5,502	822
HUNTINGTON BEACH	195,714	26,427
HUNTINGTON PARK	53,281	7,490
IMPERIAL	21,496	3,070
INDIAN WELLS	4,774	726
INDIO	90,837	12,418
INDUSTRY	427	156
INGLEWOOD	106,248	14,689
IRVINE	303,051	40,509
IRWINDALE	1,483	295
JURUPA VALLEY	104,983	14,523
LA CANADA FLINTRIDGE	19,930	2,865
LA HABRA	61,835	8,613
LA HABRA HEIGHTS	5,505	822
LA MIRADA	47,899	6,784
LA PALMA	15,332	2,262
LA PUENTE	37,356	5,401
LA QUINTA	37,979	5,483
LA VERNE	32,056	4,706
LAGUNA BEACH	22,445	3,195
LAGUNA HILLS	30,525	4,505
LAGUNA NIGUEL	64,702	8,989
LAGUNA WOODS	17,450	2,539
LAKE ELSINORE	71,973	9,943
LAKE FOREST	87,127	11,931
LAKESWOOD	80,154	11,016
LANCASTER	173,376	23,496
LAWNDALE	30,882	4,552
LOMA LINDA	25,228	3,810
LOMITA	20,092	2,886
LONG BEACH	458,222	60,867
LOS ALAMITOS	12,129	1,841
LOS ANGELES	3,766,109	495,351
LYNWOOD	66,228	9,189
MALIBU	10,512	1,629

MEMBERSHIP ASSESSMENT SCHEDULE

SOUTHERN CALIFORNIA ASSOCIATION OF GOVERNMENTS

Proposed Membership Assessment

Schedule Fiscal Year 2024-25

As of February 1, 2024

	UNINC POP	ASSESSMENTS
	COUNTIES/TOTAL	2024-25
	POP CITIES	
MANHATTAN BEACH	34,284	4,998
MAYWOOD	24,546	3,470
MENIFEE	110,034	15,186
MISSION VIEJO	91,846	12,550
MONROVIA	37,539	5,425
MONTCLAIR	37,494	5,419
MONTEBELLO	61,645	8,588
MONTEREY PARK	59,288	8,278
MOORPARK	35,151	5,112
MORENO VALLEY	208,289	28,077
MURRIETA	109,998	15,181
NEEDLES	4,756	724
NEWPORT BEACH	83,411	11,443
NORCO	25,037	3,785
NORWALK	101,153	14,021
OJAI	7,493	1,083
ONTARIO	180,717	24,459
ORANGE	139,063	18,995
OXNARD	197,477	26,658
PALM DESERT	50,615	7,141
PALM SPRINGS	44,092	6,285
PALMDALE	165,917	22,518
PALOS VERDES ESTATES	12,935	1,947
PARAMOUNT	52,178	7,346
PASADENA	136,988	18,722
PERRIS	78,948	10,858
PICO RIVERA	60,975	8,500
PLACENTIA	52,507	7,389
POMONA	149,721	20,393
PORT HUENEME	21,356	3,052
RANCHO CUCAMONGA	173,545	23,519
RANCHO MIRAGE	17,012	2,482
RANCHO PALOS VERDES	41,030	5,883
RANCHO SANTA MARGARITA	47,066	6,675
REDLANDS	71,972	9,942
REDONDO BEACH	68,407	9,475
RIALTO	102,985	14,261
RIVERSIDE	313,676	41,903
ROLLING HILLS	1,669	319
ROLLING HILLS ESTATES	8,446	1,208

MEMBERSHIP ASSESSMENT SCHEDULE

SOUTHERN CALIFORNIA ASSOCIATION OF GOVERNMENTS

Proposed Membership Assessment

Schedule Fiscal Year 2024-25

As of February 1, 2024

	UNINC POP	
	COUNTIES/TOTAL	ASSESSMENTS
	POP CITIES	2024-25
ROSEMEAD	50,022	7,063
SAN BERNARDINO	223,230	30,037
SAN BUENAVENTURA	107,341	14,833
SAN CLEMENTE	63,237	8,796
SAN DIMAS	34,079	4,971
SAN FERNANDO	23,487	3,331
SAN GABRIEL	38,466	5,547
SAN JACINTO	54,103	7,598
SAN JUAN CAPISTRANO	35,089	5,104
SAN MARINO	12,206	1,851
SANTA ANA	299,630	40,060
SANTA CLARITA	230,659	31,012
SANTA FE SPRINGS	18,570	2,686
SANTA MONICA	91,720	12,533
SANTA PAULA	31,423	4,623
SEAL BEACH	24,647	3,484
SIERRA MADRE	10,821	1,670
SIGNAL HILL	11,431	1,750
SIMI VALLEY	124,174	17,041
SOUTH EL MONTE	19,461	2,803
SOUTH GATE	92,628	12,652
SOUTH PASADENA	26,273	3,947
STANTON	39,084	5,628
TEMECULA	108,899	15,037
TEMPLE CITY	35,813	5,199
THOUSAND OAKS	122,967	16,883
TORRANCE	143,057	19,519
TUSTIN	79,558	10,938
TWENTYNINE PALMS	25,929	3,902
UPLAND	78,376	10,783
VERNON	205	127
VICTORVILLE	137,193	18,749
VILLA PARK	5,790	860
WALNUT	27,553	4,115
WEST COVINA	107,893	14,905
WEST HOLLYWOOD	34,793	5,065
WESTLAKE VILLAGE	7,919	1,139
WESTMINSTER	90,498	12,373
WESTMORLAND	1,989	361
WILDOMAR	36,336	5,267
WHITTIER	87,291	11,952

MEMBERSHIP ASSESSMENT SCHEDULE

SOUTHERN CALIFORNIA ASSOCIATION OF GOVERNMENTS

Proposed Membership Assessment

Schedule Fiscal Year 2024-25

As of February 1, 2024

	UNINC POP	
	COUNTIES/TOTAL	ASSESSMENTS
	POP CITIES	2024-25
YORBA LINDA	67,068	9,299
YUCCA VALLEY	21,635	3,088
YUCAIPA	53,991	7,583
SUB-TOTAL	16,569,609	2,264,183
<u>TRIBAL GOVERNMENTS (16)</u>		
AGUA CALIENTE BAND OF CAHUILLA INDIANS	27,090	4,054
AUGUSTINE BAND OF CAHUILLA INDIANS	0	150
CABAZON BAND OF MISSION INDIANS	192	125
CAHUILLA BAND OF MISSION INDIANS	229	130
CHEMEHUEVI INDIAN TRIBE	464	161
COLORADO RIVER RESERVATION	1,213	259
FORT MOJAVE INDIAN TRIBE	253	133
FORT YUMA (QUECHAN TRIBE) RESERVATION	1,876	346
MORONGO-MISSION INDIANS	1,243	263
PECHANGA BAND OF LUISENO INDIANS	582	176
RAMONA BAND OF MISSION INDIANS	0	150
SAN MANUEL BAND OF MISSION INDIANS	137	118
SANTA ROSA BAND OF CAHUILLA INDIANS	131	117
SOBOBA BAND OF LUISENO INDIANS	567	174
TORRES MARTINEZ BAND OF CAHUILLA INDIANS	119	116
TWENTY-NINE PALMS BAND OF MISSION INDIANS	0	150
SUB-TOTAL	34,096	6,623

MEMBERSHIP ASSESSMENT SCHEDULE

SOUTHERN CALIFORNIA ASSOCIATION OF GOVERNMENTS

Proposed Membership Assessment

Schedule Fiscal Year 2024-25

As of February 1, 2024

	UNINC POP	ASSESSMENTS
	COUNTIES/TOTAL POP CITIES	2024-25
<u>COMMISSIONS (7)</u>		
SBCTA	2,182,056	25,000
RCTC	2,439,234	25,000
VCTC	825,653	10,000
ICTC	179,476	3,500
Transportation Corridor Agency		10,000
OCTA	3,137,164	25,000
Air Districts		10,000
SUB-TOTAL	8,763,583	108,500
TOTAL MEMBERSHIP AND ASSESSMENTS		2,759,320

SCAG SALARY SCHEDULE

	Classification	Ranges						Time Base
		Minimum	Minimum	Midpoint	Midpoint	Maximum	Maximum	
			Hourly		Hourly		Hourly	
1	Accountant	\$83,859.70	\$40.32	\$98,535.15	\$47.37	\$113,210.60	\$54.43	Monthly
2	Administrative Assistant	\$58,974.29	\$28.35	\$69,294.80	\$33.31	\$79,615.30	\$38.28	Hourly
3	Application Developer	\$99,999.67	\$48.08	\$117,499.62	\$56.49	\$134,999.56	\$64.90	Monthly
4	Applications Administration Supervisor	\$139,338.75	\$66.99	\$163,723.03	\$78.71	\$188,107.31	\$90.44	Monthly
5	Applications Analyst Supervisor	\$139,338.75	\$66.99	\$163,723.03	\$78.71	\$188,107.31	\$90.44	Monthly
6	Applications Administrator	\$91,574.79	\$44.03	\$107,600.38	\$51.73	\$123,625.97	\$59.44	Monthly
7	Assistant Modeler	\$70,324.72	\$33.81	\$82,631.55	\$39.73	\$94,938.38	\$45.64	Monthly
8	Assistant Regional Planner	\$70,324.72	\$33.81	\$82,631.55	\$39.73	\$94,938.38	\$45.64	Monthly
9	Associate Modeler	\$83,859.70	\$40.32	\$98,535.15	\$47.37	\$113,210.60	\$54.43	Monthly
10	Associate Regional Planner	\$83,859.70	\$40.32	\$98,535.15	\$47.37	\$113,210.60	\$54.43	Monthly
11	Audio/Video Supervisor	\$109,199.64	\$52.50	\$128,309.58	\$61.69	\$147,419.52	\$70.87	Monthly
12	Benefits Administrator	\$99,999.67	\$48.08	\$117,499.62	\$56.49	\$134,999.56	\$64.90	Monthly
13	Budget and Grants Analyst	\$83,859.70	\$40.32	\$98,535.15	\$47.37	\$113,210.60	\$54.43	Monthly
14	Chief Counsel	\$233,233.64	\$112.13	\$284,545.03	\$136.80	\$335,856.43	\$161.47	Monthly
15	Chief Financial Officer	\$233,233.64	\$112.13	\$284,545.03	\$136.80	\$335,856.43	\$161.47	Monthly
16	Chief Government and Public Affairs Officer	\$201,063.48	\$96.67	\$245,297.44	\$117.93	\$289,531.41	\$139.20	Monthly
17	Chief Human Resources Officer	\$201,063.48	\$96.67	\$245,297.44	\$117.93	\$289,531.41	\$139.20	Monthly
18	Chief Information Officer	\$233,233.64	\$112.13	\$284,545.03	\$136.80	\$335,856.43	\$161.47	Monthly
19	Chief Operating Officer	\$261,221.67	\$125.59	\$318,690.44	\$153.22	\$376,159.21	\$180.85	Monthly
20	Chief Planning Officer	\$233,233.64	\$112.13	\$284,545.03	\$136.80	\$335,856.43	\$161.47	Monthly
21	Chief Strategy Officer	\$233,233.64	\$112.13	\$284,545.03	\$136.80	\$335,856.43	\$161.47	Monthly
22	Clerk of the Board	\$149,422.92	\$71.84	\$182,295.96	\$87.64	\$215,169.00	\$103.45	Monthly
23	Communications Supervisor	\$109,199.64	\$52.50	\$128,309.58	\$61.69	\$147,419.52	\$70.87	Monthly
24	Community Engagement Specialist	\$70,324.72	\$33.81	\$82,631.55	\$39.73	\$94,938.38	\$45.64	Monthly
25	Contracts Administrator	\$83,859.70	\$40.32	\$98,535.15	\$47.37	\$113,210.60	\$54.43	Monthly
26	Creative Designer	\$70,324.72	\$33.81	\$82,631.55	\$39.73	\$94,938.38	\$45.64	Monthly
27	Database Administrator	\$99,999.67	\$48.08	\$117,499.62	\$56.49	\$134,999.56	\$64.90	Monthly
28	Department Manager	\$149,422.92	\$71.84	\$182,295.96	\$87.64	\$215,169.00	\$103.45	Monthly
29	Deputy Clerk of the Board	\$99,999.67	\$48.08	\$117,499.62	\$56.49	\$134,999.56	\$64.90	Monthly
30	Deputy Director (Division)	\$173,330.58	\$83.33	\$211,463.31	\$101.67	\$249,596.04	\$120.00	Monthly
31	Deputy Legal Counsel	\$109,199.64	\$52.50	\$128,309.58	\$61.69	\$147,419.52	\$70.87	Monthly
31	Deputy Legal Counsel *applies to employees hired before 12/31/2022	\$122,304.00	\$58.80	\$140,670.40	\$67.63	\$159,036.80	\$76.46	Monthly
32	Executive Assistant	\$83,859.70	\$40.32	\$98,535.15	\$47.37	\$113,210.60	\$54.43	Monthly
33	Executive Director ^	flat	---	flat	---	\$382,000.00	---	Monthly
34	Facilities Supervisor	\$109,199.64	\$52.50	\$128,309.58	\$61.69	\$147,419.52	\$70.87	Monthly
35	Finance Associate	\$58,974.29	\$28.35	\$69,294.80	\$33.31	\$79,615.30	\$38.28	Monthly
36	GIS Application Developer	\$99,999.67	\$48.08	\$117,499.62	\$56.49	\$134,999.56	\$64.90	Monthly
37	GIS Applications Supervisor	\$139,338.75	\$66.99	\$163,723.03	\$78.71	\$188,107.31	\$90.44	Monthly
38	GIS Database Administrator	\$99,999.67	\$48.08	\$117,499.62	\$56.49	\$134,999.56	\$64.90	Monthly
39	Government Affairs Officer	\$76,794.60	\$36.92	\$90,233.65	\$43.38	\$103,672.71	\$49.84	Monthly
40	Human Resources Analyst I	\$70,324.72	\$33.81	\$82,631.55	\$39.73	\$94,938.38	\$45.64	Monthly
41	Human Resources Analyst II	\$83,859.70	\$40.32	\$98,535.15	\$47.37	\$113,210.60	\$54.43	Monthly
42	Internal Auditor	\$149,422.92	\$71.84	\$182,295.96	\$87.64	\$215,169.00	\$103.45	Monthly
43	IT PMO Supervisor	\$139,338.75	\$66.99	\$163,723.03	\$78.71	\$188,107.31	\$90.44	Monthly
44	IT Project Manager	\$91,574.79	\$44.03	\$107,600.38	\$51.73	\$123,625.97	\$59.44	Monthly
45	IT Projects Assistant	\$70,324.72	\$33.81	\$82,631.55	\$39.73	\$94,938.38	\$45.64	Hourly
46	Lead IT Help Desk	\$91,574.79	\$44.03	\$107,600.38	\$51.73	\$123,625.97	\$59.44	Monthly
47	Lead Projects Manager	\$109,199.64	\$52.50	\$128,309.58	\$61.69	\$147,419.52	\$70.87	Monthly
48	Lead Systems Analyst	\$109,199.64	\$52.50	\$128,309.58	\$61.69	\$147,419.52	\$70.87	Monthly
49	Legislative Affairs Analyst	\$76,794.60	\$36.92	\$90,233.65	\$43.38	\$103,672.71	\$49.84	Monthly
50	Management Analyst	\$91,574.79	\$44.03	\$107,600.38	\$51.73	\$123,625.97	\$59.44	Monthly
51	Modeling Supervisor	\$139,338.75	\$66.99	\$163,723.03	\$78.71	\$188,107.31	\$90.44	Monthly
52	Office Assistant	\$49,455.83	\$23.78	\$58,110.60	\$27.94	\$66,765.37	\$32.10	Hourly

SCAG SALARY SCHEDULE

	Classification	Ranges						Time Base
		Minimum	Minimum Hourly	Midpoint	Midpoint Hourly	Maximum	Maximum Hourly	
53	Office Services Specialist	\$49,455.83	\$23.78	\$58,110.60	\$27.94	\$66,765.37	\$32.10	Hourly
54	Payroll Administrator	\$99,999.67	\$48.08	\$117,499.62	\$56.49	\$134,999.56	\$64.90	Monthly
55	Planning Administration Officer	\$149,422.92	\$71.84	\$182,295.96	\$87.64	\$215,169.00	\$103.45	Monthly
56	Planning Supervisor	\$120,119.61	\$57.75	\$141,140.54	\$67.86	\$162,161.47	\$77.96	Monthly
57	Principal Accountant	\$109,199.64	\$52.50	\$128,309.58	\$61.69	\$147,419.52	\$70.87	Monthly
58	Principal Budget and Grants Analyst	\$109,199.64	\$52.50	\$128,309.58	\$61.69	\$147,419.52	\$70.87	Monthly
59	Principal Contracts Administrator	\$109,199.64	\$52.50	\$128,309.58	\$61.69	\$147,419.52	\$70.87	Monthly
60	Principal Human Resources Analyst	\$109,199.64	\$52.50	\$128,309.58	\$61.69	\$147,419.52	\$70.87	Monthly
61	Principal Management Analyst	\$109,199.64	\$52.50	\$128,309.58	\$61.69	\$147,419.52	\$70.87	Monthly
62	Principal Modeler	\$120,119.61	\$57.75	\$141,140.54	\$67.86	\$162,161.47	\$77.96	Monthly
63	Principal Planner	\$109,199.64	\$52.50	\$128,309.58	\$61.69	\$147,419.52	\$70.87	Monthly
64	Public Affairs Specialist	\$70,324.72	\$33.81	\$82,631.55	\$39.73	\$94,938.38	\$45.64	Monthly
65	Senior Accountant	\$99,999.67	\$48.08	\$117,499.62	\$56.49	\$134,999.56	\$64.90	Monthly
66	Senior Administrative Assistant	\$64,399.93	\$30.96	\$75,669.92	\$36.38	\$86,939.91	\$41.80	Hourly
67	Senior Applications Administrator	\$99,999.67	\$48.08	\$117,499.62	\$56.49	\$134,999.56	\$64.90	Monthly
68	Senior Application Developer	\$109,199.64	\$52.50	\$128,309.58	\$61.69	\$147,419.52	\$70.87	Monthly
69	Senior Audio/Visual Technician	\$58,974.29	\$28.35	\$69,294.80	\$33.31	\$79,615.30	\$38.28	Hourly
70	Senior Budget & Grants Analyst	\$99,999.67	\$48.08	\$117,499.62	\$56.49	\$134,999.56	\$64.90	Monthly
71	Senior Contracts Administrator	\$99,999.67	\$48.08	\$117,499.62	\$56.49	\$134,999.56	\$64.90	Monthly
72	Senior Creative Designer	\$99,999.67	\$48.08	\$117,499.62	\$56.49	\$134,999.56	\$64.90	Monthly
73	Senior Database Administrator	\$109,199.64	\$52.50	\$128,309.58	\$61.69	\$147,419.52	\$70.87	Monthly
74	Senior Deputy Legal Counsel	\$173,330.58	\$83.33	\$211,463.31	\$101.67	\$249,596.04	\$120.00	Monthly
75	Senior Economist	\$109,199.64	\$52.50	\$128,309.58	\$61.69	\$147,419.52	\$70.87	Monthly
76	Senior GIS Application Developer	\$109,199.64	\$52.50	\$128,309.58	\$61.69	\$147,419.52	\$70.87	Monthly
77	Senior GIS Database Administrator	\$109,199.64	\$52.50	\$128,309.58	\$61.69	\$147,419.52	\$70.87	Monthly
78	Senior Government Affairs Officer	\$109,199.64	\$52.50	\$128,309.58	\$61.69	\$147,419.52	\$70.87	Monthly
79	Senior Human Resources Analyst	\$99,999.67	\$48.08	\$117,499.62	\$56.49	\$134,999.56	\$64.90	Monthly
80	Senior IT Quality Assurance Analyst	\$99,999.67	\$48.08	\$117,499.62	\$56.49	\$134,999.56	\$64.90	Monthly
80	Senior IT Quality Assurance Analyst *applies to employees hired before 12/31/2022	\$108,284.80	\$52.06	\$124,529.60	\$59.87	\$140,774.40	\$67.68	Monthly
81	Senior Legislative Affairs Analyst	\$99,999.67	\$48.08	\$117,499.62	\$56.49	\$134,999.56	\$64.90	Monthly
82	Senior Management Analyst	\$99,999.67	\$48.08	\$117,499.62	\$56.49	\$134,999.56	\$64.90	Monthly
83	Senior Modeler	\$109,199.64	\$52.50	\$128,309.58	\$61.69	\$147,419.52	\$70.87	Monthly
84	Senior Network Engineer	\$109,199.64	\$52.50	\$128,309.58	\$61.69	\$147,419.52	\$70.87	Monthly
85	Senior Office Services Specialist	\$58,974.29	\$28.35	\$69,294.80	\$33.31	\$79,615.30	\$38.28	Monthly
86	Senior Public Affairs Specialist	\$99,999.67	\$48.08	\$117,499.62	\$56.49	\$134,999.56	\$64.90	Monthly
87	Senior Regional Planner	\$99,999.67	\$48.08	\$117,499.62	\$56.49	\$134,999.56	\$64.90	Monthly
88	Senior Systems Engineer	\$109,199.64	\$52.50	\$128,309.58	\$61.69	\$147,419.52	\$70.87	Monthly
89	Solutions Architect	\$139,338.75	\$66.99	\$163,723.03	\$78.71	\$188,107.31	\$90.44	Monthly
90	Special Events Producer	\$99,999.67	\$48.08	\$117,499.62	\$56.49	\$134,999.56	\$64.90	Monthly
91	Web/Content Administrator	\$99,999.67	\$48.08	\$117,499.62	\$56.49	\$134,999.56	\$64.90	Monthly



900 Wilshire Blvd., Ste. 1700
Los Angeles, CA 90017
Tel: (213) 236-1800
scag.ca.gov

REGIONAL OFFICES

IMPERIAL COUNTY

1503 N. Imperial Ave., Ste. 104
El Centro, CA 92243
Tel: (213) 236-1967

ORANGE COUNTY

OCTA Building
600 S. Main St., Ste. 1143
Orange, CA 92868
Tel: (213) 630-1548

RIVERSIDE COUNTY

3403 10th St., Ste. 805
Riverside, CA 92501
Tel: (951) 784-1513

SAN BERNARDINO COUNTY

1170 W. Third St., Ste. 140
San Bernardino, CA 92410
Tel: (213) 630-1499

VENTURA COUNTY

4001 Mission Oaks Blvd., Ste. L
Camarillo, CA 93012
Tel: (213) 236-1960

The Southern California Association of Governments (SCAG) is the nation’s largest metropolitan planning organization and council of governments. To better serve the 19 million residents and 191 cities it represents, SCAG has an office in each of its six member counties: Imperial, Los Angeles, Orange, Riverside, San Bernardino and Ventura. For more information about SCAG call (213) 236-1800 or visit us at scag.ca.gov.

FY 2024-25 Final Comprehensive Budget
List of Budget Changes

Project Task No.	Project Task Name	Category	Budget Change	Indirect Cost	General Fund	TDA (non-OWP)	CPG FHWA_PL	CPG FTA_5303	FY23 SB1 Formula	FY24 SB1 Formula	TDA	CRP	Federal Other	State Others	MSRC	In-Kind Commitments	Cash/Local Other	OWP Page No.	Justification
010.0170.01	RTP Amendments, Management and Coordination	Staff	-													-		Pg. 1 of 174	FTE adjustment
010.1631.02	Transportation Demand Management (TDM) Planning	Other																Pg. 5 of 174	Task Manager update
010.1631.04	Congestion Management Process (CMP)	Staff	4,851				4,295									556		Pg. 6 of 174	FTE adjustment, Task Manager update
015.4907.01	Research Design Framework for Transportation Pricing and Incentives Pilots	Staff	-															Pg. 14 of 174	FTE adjustment
015.4909.01	Regional Transportation Plan Technical Support	Staff	-															Pg. 15 of 174	FTE adjustment
065.4876.01	Priority Agricultural Lands	Consultant	500,000											500,000				Pg. 70 of 174	Consultant carryover adjustment
065.4878.01	Natural & Agricultural Lands Policy Development & Implementation	Consultant	142,351					142,351										Pg. 72 of 174	Consultant carryover adjustment
090.0148.01	Public Information and Communication	Consultant	55,000					55,000										Pg. 98 of 174	Consultant carryover adjustment
100.4911.01	Smart Cities Strategic Plan	Staff	(29,821)								26,056	(26,056)				(29,821)		Pg. 118 of 174	Match fund source update from in-kind to TDA
100.4911.02	Transportation User Fee - Planning Groundwork Project Phase II	Staff	(26,280)								23,265	(23,265)				(26,280)		Pg. 120 of 174	Match fund source update from in-kind to TDA
100.4911.03	SB743 Mitigation Support	Staff	(6,273)								5,555	(5,555)				(6,273)		Pg. 122 of 174	Match fund source update from in-kind to TDA
100.4911.04	Supporting Infrastructure for Zero-Emission Medium and Heavy-Duty Truck Study	Staff	(13,281)								11,757	(11,757)				(13,281)		Pg. 123 of 174	Match fund source update from in-kind to TDA
100.4911.05	Express Travel Choices Phase III	Staff	(6,882)									(6,092)				(790)		Pg. 125 of 174	FTE adjustment
100.4911.05	Express Travel Choices Phase III	Staff	(5,577)								4,938	(4,938)				(5,577)		Pg. 125 of 174	Match fund source update from in-kind to TDA
120.0175.01	OWP Development & Administration	Staff	(1)								(1)							Pg. 135 of 174	Rounding adjustment
130.0162.20	Comprehensive Sustainable Freight Plan	Staff	(73,920)								65,442	(65,442)				(73,920)		Pg. 141 of 174	Match fund source update from in-kind to TDA
130.0162.21	Last Mile Freight Program Phase 2	Staff	(12,969)								11,481	(11,481)				(12,969)		Pg. 143 of 174	Match fund source update from in-kind to TDA
140.0121.01	Transit Planning	Staff	(121,306)					(107,392)								(13,914)		Pg. 146 of 174	FTE adjustment
140.0121.02	Passenger Rail Planning	Staff	121,305					107,392								13,913		Pg. 148 of 174	FTE adjustment, Task Manager update
140.0121.08	Transit Performance Monitoring and Target Setting	Staff	(4,851)					(4,295)								(556)		Pg. 150 of 174	FTE adjustment
225.3564.14	SCP 2019 Local Demonstration Initiative	Staff/Consultant	53,443								53,443							Pg. 3 of 87	Consultant carryover adjustment
225.4955.01	Safe Streets and Roads for All	Staff/Consultant	12,000,000										12,000,000					Pg. 8 of 87	Programming the new grant, SS4A
230.0174.05	Regional Aviation Program Development and Implementation in support of RTP/SCS	Staff	27,526				24,369										3,157	Pg. 153 of 174	FTE adjustment
267.1241.04	SCAG and DOE/NETL Clean Cities Coalition Coordination	Staff	-								(106,190)		106,190					Pg. 10 of 87	Shifting funding source from TDA to DOE Clean Cities in anticipation of the Year 4 DOE award
275.4892.02	Sustainable Communities Program - 2020 Call 1 (ATP Cycle 5)	Staff	(4,399)								(4,399)							Pg. 18 of 87	FTE adjustment
275.4893.01	Mobility as a Service (Maas) and Transit Pilot Feasibility (FY 23 SB 1 Formula)	Consultant	35,000						30,985		4,015							Pg. 20 of 87	Consultant carryover adjustment
290.4827.03	Mobility Innovations & Incentives Study	Staff	6,882									6,092				790		Pg. 29 of 87	FTE adjustment
290.4827.03	Mobility Innovations & Incentives Study	Staff	(16,472)								14,583	(14,583)				(16,472)		Pg. 29 of 87	Match fund source update from in-kind to TDA
290.4896.02	Regional Resiliency Analysis (FY23 SB 1 Formula)	Other	-															Pg. 37 of 87	Steps and products update
290.4896.02	Regional Resiliency Analysis (FY23 SB 1 Formula)	Consultant	120,000						106,236		13,764							Pg. 37 of 87	Consultant carryover adjustment
290.4913.02	Civic Spark Climate Fellows (FY24 SB 1 Formula)	Consultant	42,000								4,817							Pg. 40 of 87	Consultant carryover adjustment
290.4914.01	Land Use Alternatives Development (FY23 SB 1 Formula)	Consultant	150,000						132,795		17,205							Pg. 43 of 87	Consultant carryover adjustment
290.4915.04	Connect SoCal-Development of 15-Minute Community Strategies (FY23 SB 1 Formula)	Consultant	181,981						161,108		20,873							Pg. 49 of 87	Programming a new task, consistent with the change proposed in the FY24 OWP Budget Amendment 2
310.4874.01	Connect SoCal Development	Staff	(13,764)				(12,185)									(1,579)		Pg. 163 of 174	FTE adjustment
310.4874.03	Planning Studios	Staff	(13,764)				(12,185)									(1,579)		Pg. 166 of 174	FTE adjustment
310.4874.03	Planning Studios	Consultant	48,500								48,500							Pg. 166 of 174	Consultant carryover adjustment
315.4898.01	Last Mile Freight Program (MSRC)	Consultant	13,249,468												4,767,314		8,482,154	Pg. 80 of 87	Consultant (Subrecipients) carryover adjustment
325.4950.01	Regional Pilot Initiative (RPI)	Other	-															Pg. 86 of 87	Task Name update
325.4950.01	Regional Pilot Initiative (RPI)	Staff	(108,373)								95,942	(95,942)						Pg. 86 of 87	Match fund source update from in-kind to TDA
700.4743.05	General Assembly TDA / RC General Assembly & GASB 96	Staff	-																Reallocated the budget within the task in 700.4743.05 from GL 55914 - RC General Assembly to GL 55621 - GASB 96 Software Subscriptions.
810.0120.08 / 810.0120.04	Accounting / Human Resources	Staff	-																Transferring \$390,000 GL 55440 - Insurance (JPIA) from 810.0120.08 Accounting to 810.0120.04 Human Resources. The policy is managed by the HR Department.
810.0120.12	Budget & Grants	Staff	-																Budget neutral transfer correction of professional dues to professional membership.
	TOTAL		\$ 26,280,374	\$ -	\$ -	\$ -	\$ 4,294	\$ 193,056	\$ 431,124	\$ 37,183	\$ 311,046	\$ (259,019)	\$ 12,106,190	\$ 500,000	\$ 4,767,314	\$ (292,968)	\$ 8,482,154		

Attachment: List of Budget Changes - FY 2024-25 Final Comprehensive Budget (Resolution No. 24-665-1)



MINUTES OF THE MEETING
EXECUTIVE/ADMINISTRATION COMMITTEE (EAC)
WEDNESDAY, APRIL 3, 2024

THE FOLLOWING MINUTES IS A SUMMARY OF ACTIONS TAKEN BY THE EXECUTIVE/ADMINISTRATION COMMITTEE (EAC). AN AUDIO RECORDING OF THE ACTUAL MEETING IS AVAILABLE AT: <http://scag.iqm2.com/Citizens/>.

The Executive/Administration Committee (EAC) of the Southern California Association of Governments (SCAG) held its regular meeting both in person and virtually (telephonically and electronically). A quorum was present.

Members Present

Hon. Art Brown, President	<i>Buena Park</i>	District 21
Sup. Curt Hagman, 1st Vice President		San Bernardino County
Hon. Cindy Allen, 2nd Vice President	<i>Long Beach</i>	Los Angeles County
Hon. Jan Harnik, Imm. Past President	<i>RCTC</i>	Riverside
Hon. Frank Yokoyama, Chair, CEHD	<i>Cerritos</i>	District 23
Hon. David J. Shapiro, Vice Chair, CEHD	<i>Calabasas</i>	District 44
Hon. Luis Plancarte, Vice Chair, EEC		Imperial County
Hon. Mike Judge, Vice Chair, TC	<i>VCTC</i>	Ventura County
Hon. Patricia Lock Dawson, Chair, LCMC	Riverside	District 68
Hon. Clint Lorimore, President’s Appt.	Eastvale	District 4
Hon. Larry McCallon, President’s Appt.		Air District Representative
Hon. Jose Luis Solache, Vice Chair, LCMC	Lynwood	District 26
Hon. Marshall Goodman, President’s Appt.	<i>La Palma</i>	District 18
Hon. Lucy Dunn		Business Representative

Members Not Present

Hon. Andrew Masiel, Sr.	<i>Pechanga Dev. Corp.</i>	TGRP Representative
Hon. Tim McOsker, President’s Appt	<i>Los Angeles</i>	District 62
Hon. Deborah Robertson, Chair, EEC	<i>Rialto</i>	District 8
Hon. Tim Sandoval, Chair, TC	<i>Pomona</i>	District 38

Staff Present

Kome Ajise, Executive Director
Darin Chidsey, Chief Operating Officer
Erika Bustamante, Deputy Director, Finance
Sarah Jepson, Chief Planning Officer
Javiera Cartagena, Chief Government and Public Affairs Officer
Ruben Duran, Board Counsel
Jeffery Elder, Chief Counsel/Director of Legal Services
Maggie Aguilar, Clerk of the Board
Cecilia Pulido, Deputy Clerk of the Board

CALL TO ORDER AND PLEDGE OF ALLEGIANCE

The Honorable Art Brown called the meeting to order at 3:01 p.m. President Brown asked Immediate Past President Jan Harnik, RCTC, to lead the Pledge of Allegiance.

PUBLIC COMMENT PERIOD

President Brown opened the Public Comment Period and outlined instructions for public comments. He noted this was the time for persons to comment on any matter pertinent to SCAG's jurisdiction that were not listed on the agenda. He reminded the public to submit comments via email to ePublicComment@scag.ca.gov.

Ruben Duran, Board Counsel acknowledged there were no written public comments received before or after the deadline.

Seeing no public comment speakers, President Brown closed the Public Comment Period.

REVIEW AND PRIORITIZE AGENDA ITEMS

There was no prioritization of agenda items.

CONSENT CALENDAR

There were no public comments on the Consent Calendar.

Approval Items

1. Minutes of the Meeting – March 6, 2024
-

2. Contracts \$500,000 or Greater: Contract No. 24-024-C01, Last Mile Project Assessment for the SCAG Region
3. Resolution No. 24-664-3 Approving Amendment 2 to the FY 2023-24 Comprehensive Budget including Overall Work Program (OWP)

Receive and File

4. Purchase Orders, Contract and Amendments below Regional Council Approval Threshold
5. CFO Monthly Report

A MOTION was made (Hagman) to approve the Consent Calendar Items 1 through 3; and Receive and File Items 4 through 5. Motion was SECONDED (Shapiro) and passed by the following votes:

AYES: Allen, Brown, Goodman, Hagman, Harnik, Judge, Lock Dawson, Lorimore, McCallon, and Shapiro (10)

NOES: None (0)

ABSTAIN: None (0)

INFORMATION ITEM

6. Regional Early Action Planning Grant Program of 2021 (REAP 2.0) Update & Prioritization Principles (*Kome Ajise, Executive Director*)

Executive Director, Kome Ajise introduced Item 6. He shared with members that the REAP program had been hit by the Governor's reduced budget proposal to reduce it by 50%. He stated the Chief Planning Officer would walk them through thoughts about how they could move forward. He stated that because of the Governor's proposal, it created a bit of uncertainty for SCAG moving forward. He stated SCAG had been assigned \$246 million in program funds, and they had done a lot of work to get to a point where they had sub-allocated \$193 million and not knowing how they would recover if in fact, they did not get half of the money they were supposed to spend, they put the program on hold.

He stated that what they wanted to do that day was help create some stability in how they move forward with various scenarios they were beginning to imagine. He stated he had originally mentioned to the membership they had about \$130 million in matching funds, but it was wrong, and the number was actually \$115 million. He stated this was to say that the money they had already suballocated, the \$192 million, had leveraged another \$115 million to where they had commitment to the tune of about \$360 million dollars they had let out the door. He stated he said

all of that to suggest that cutting half of the program and trying to reprogram half the money did not quite work because of how much had already been let out. He stated that it was under those circumstances that they were beginning to think through what they might do if, in fact, they ended up with this scenario. He explained their primary objective was to continue to ask for the program to be restored, even if over a longer period of time. He then turned it over to Chief Planning Officer, Sarah Jepson to walk them through where their thinking was and how the members could help shape that thinking going forward.

Chief Planning Officer, Sarah Jepson presented Item 6. She thanked the members for their support and the work on REAP 2.0. She stated they had been working on this for the last two and a half years. She stated she thought it had been a tremendous opportunity for their region to think about how to take a big regional plan and really work to fund local projects that implement it. She also thanked her team, who had worked hard over that period doing work they had never done before to put together a comprehensive program. She stated they were committed to doing their best to restore the full funding. She explained the robust process they had been through put them in a better position to advocate for the projects they had selected, as well as to adapt. Furthermore, she stated they wanted to start the conversation with the members on a set of broad principles and a process for prioritizing projects that receive REAP 2.0 funds. She stated they would then return to the members later in the summer following further engagement with their grantees and stakeholders, and hopefully, with a little more certainty on what the Fiscal Year 25 state budget will look like.

She explained their thought process was in terms of which projects go first and which projects they could push into a future fiscal year based on funding capacity. She stated they were not yet really talking about which projects they would cut. She shared a phased approach would allow them to move forward during this time of uncertainty, which was critical for two reasons, and possibly many more. She stated it was critical, because even with a cut, and if they received a \$123 million dollars, this was still the largest grant they had ever received at SCAG, and it was going to take a significant amount of effort to both launch and complete the projects by June of 2026. She stated they had already lost at least six months in delay because of the stop work order and had their projects on hold following the release of the Governor's proposal. She stated they wanted to position themselves to restart as soon as possible, and having this phased approach would allow them to do that. She shared the second reason this was critical was they had partners who had spent money and were waiting for reimbursement, and/or have received consultant proposals for projects they wanted to start and if they waited too long, they would have to restart all of these processes, which was an inefficient use of resources. She stated that with a phased approach, they hoped to provide some level of certainty for both their planning work at SCAG, and to their partners so they could adjust accordingly. Before she discussed the principles they had started to think through, she provided a recap on how they developed the REAP 2 program and how they got to the point of allocating resources. After the recap, she stated they had done quite a bit of work, and wanted to

make sure they were able to see the full scope of the efforts, as they now started to transition to a conversation about how they might phase their resources moving forward. She explained that in a phased prioritization process, they were talking about a phase one that would have at least \$123 million dollars, which was half of their allocation and looking for ways with those resources to meet all those main core program objectives they had set out in the beginning for this program. She stated they were also thinking of using and retaining many of the guiding principles they used to select the projects in the first place, but needed to look at ways they might revise those guiding principles given a reduced budget. She then referenced page 76 in the agenda packet, to discuss the outline of some initial concepts for how they might supplement or revise those guiding principles. She shared the first one was they thought they would look to prioritize the reimbursement of incurred costs for eligible expenses. She stated that to the extent that their partners had already spent money, they wanted to make good on their commitments to them. She stated they were looking at prioritizing suballocated programs, meaning those programs that were not regional or led by SCAG. She stated they would look to prioritize projects that had been competitively selected and awarded to SCAG cities and counties over those that were awarded by formula. She stated competitive projects, as was mentioned, bring with them matching dollars in many cases, so they had a greater opportunity to leverage more resources. She stated they would look at prioritizing the housing programs that were part of REAP 2 programs. She stated they would also look at the housing programs for local jurisdictions to help them meet their six cycle RHNA goals given both the urgency of the housing work and the lack of other available resources.

She noted that while they would prioritize the housing programs, they would still look at ensuring some funding for the mobility projects to ensure that all the core program objectives were met. She stated they would look to optimize funding for the region by prioritizing in phase one, projects that have matching funds that might expire, and needed to do more investigation with their awardees to understand the extent of this. Lastly, she explained they would then defer to phase two all the projects they were not prioritizing in phase one.

Hon. Larry McCallon, Air District Representative asked with regard to prioritizing reimbursement of the eligible expenses, if that meant that some of those projects would be halted and some would continue based on the further prioritization. Ms. Jepson responded stating they already had some MOUs in place, or had in the guidelines for programs, told those who were receiving funding they could start spending money. She stated that when they were talking about reimbursing for the eligible expenses, first, it would be those who had already spent money, and that would be County Transportation Commission partners as well as some of the COGs. She stated it was between \$7 and \$10 million dollars that had already been expended.

Hon. Patricia Lock Dawson, Riverside, District 68, sought clarification if staff was just trying to get guidance on the principles first. Ms. Jepson explained they could move forward and use these [principles] as the basis to then dig into the whole set of programs and figure out which of the

projects best met the principles. Executive Director Ajise also added that they could do that but were also hoping they could get input from the members perhaps letting them know this was good enough, move forward and show them where the projects might fall. He stated they did not want to be presumptuous to assume this was perfect. He stated they expected to spend some time talking to their stakeholders about the principles after getting some input from the board on how to move forward, because there were a lot of people that were affected by this. He stated the idea was to create some sense of stability going forward. He shared they wanted to set themselves up such that once the budget was approved, they had a couple of scenarios where they might get half the money or get all the money over a period of time to be able to move as quickly as possible. He stated the SCAG region had moved a little faster than any other region, which was remarkable, given the size of their program, but they had the pressure of trying to spend the money before 2026 so they moved fast and got a lot of commitments from their stakeholders to get the program running.

President Brown stated they had a request from a member of the public to speak. He stated the public speaking period was closed but he would allow the one person to speak.

Mr. Ben Feldman, Special Project Deputy with Supervisor Solis of Los Angeles County, stated that as they may recall, at the SCAG meeting following the Governor's proposed budget, the Supervisor had made comments to the Regional Council on the importance of prioritizing and being able to figure out how to move these dollars forward. He stated he wanted to communicate a message from her of appreciation to Ms. Jepson and the team and SCAG for being able to work so smoothly and quickly to bring this item forward and expressed a lot of appreciation.

CFO REPORT

Erika Bustamante, Deputy Director, Finance, thanked members for supporting Budget Amendment two and stated that would be their last budget amendment for the fiscal year. She reported the 30-day public comment period, for the proposed fiscal year 25 overall work program was ending on April 8, and the final budget would be presented to the EAC and RC in May. Lastly, she reported SCAG had collected over 99% of its membership dues for the fiscal year and were preparing to send collection letters for the fiscal year 25 membership dues once approved at the General Assembly.

PRESIDENT'S REPORT

President Brown provided an update on the 2024 General Assembly. He informed members there was still time to register for SCAG's 59th Annual Regional Conference and General Assembly. He shared the event would take place May 2nd and 3rd at the JW Marriott Desert Springs Resort and Spa in Palm Desert. He shared online registration would end on April 26. He also reported he joined delegation of SCAG leaders for the annual Sacramento Summit at the state capitol on March 19th and 20th. He stated the trip focused on three important goals: 1) Protecting the Regional Early Action Planning grant program 2.0 from proposed budget cuts; 2) Supporting Assembly Bill 2485 to

increase transparency and accuracy in the Regional Housing Needs Assessment determination process; and 3) Honoring promises to fund the Active Transportation Program and Infill Infrastructure Grant program to support regional goals on climate, housing, and safety. He thanked First Vice President Curt Hagman, Second Vice President Cindy Allen, Immediate Past President Jan Harnik and all the Regional Council members and staff who joined him in advocating for Southern California. Lastly, he reported the next regular meeting of the EAC was scheduled for Wednesday, May 1, 2024, at 3 p.m. at the JW Marriot Resort and Spa in Palm Desert.

EXECUTIVE DIRECTOR'S REPORT

Kome Ajise, Executive Director, reported that the previous month, the Joint Policy Committee recommended the Regional Council approve the final Connect SoCal 2024 Regional Transportation Plan/Sustainable Communities Strategy as well as the associated transportation conformity determination and the Program Environmental Impact Report. He shared this vote came after the committee received a detailed report and presentation on revisions to the draft plan based on feedback received during the public comment period. He explained the final plan, which incorporated all revisions, was posted online on March 28th. He stated members would be considering final approval of the plan and PEIR the following day at the Regional Council meeting. Executive Director Ajise explained that after Regional Council approval, staff would submit the plan to the Federal Highway Administration and the Federal Transit Administration who would consult with the U.S. Environmental Protection Agency to determine final transportation conformity. Additionally, he stated SCAG staff would also submit the plan to the California Air Resources Board for review and approval of the Sustainable Communities Strategy. He stated the federal and state actions will allow the region to move forward with the critical transportation projects included in the plan. Furthermore, he provided an update on the EPA's proposed disapproval of the 2019 Contingency Measure Plan for the 1997 federal ozone standard, a regional air plan created by the South Coast Air Quality Management District. He explained if issues raised by the EPA were not addressed within the 24-month period, a highway sanction and a federal air plan would be imposed in the South Coast Air Basin, which includes all of Orange County and the urbanized areas of Los Angeles, Riverside and San Bernardino counties. He clarified highway sanctions would prevent impacted highway capacity projects from receiving federal approval or funding. He stated SCAG staff were proactively working to prevent the EPA from finalizing the disapproval and the resulting highway sanction, but there were no easy solutions to resolve the underlying air plan issues and lift highway sanctions once imposed. He stated SCAG closely coordinated with AQMD and SCAG-region County Transportation Commissions to prepare and submit a joint letter outlining the significant regional implications of the potential disapproval. He stated their coalition recommended the EPA approve the air plan rather than proceeding with the proposed disapproval. He shared they also proposed another alternative to conditionally or partially approve the plan to support meaningful partnerships and provide practical pathways to resolve the underlying issues and avoid highway



sanctions. Lastly, he stated the EPA must finalize their action by July 1, and he would continue to update the Regional Council on developments.

CLOSED SESSION

Public Employment

Pursuant to California Government Code Section 54957(b)(1)

Public Employee Performance Evaluation

Title: Executive Director

Public Employment

Pursuant to California Government Code Section 54957.6

Conference with Labor Negotiators

Agency designated representatives: Ruben Duran, Board Counsel

Unrepresented employee: Executive Director

There were no public comments for closed session. Seeing none, the public comment period was closed.

President Brown recessed the EAC into Closed Session.

REPORT OF CLOSED SESSION ACTIONS

President Brown reconvened the meeting of the EAC.

Board Counsel Duran announced there was no reportable action.

ADJOURNMENT

There being no further business, President Brown adjourned the Meeting of the Executive Administration Committee at 5:06 p.m.

[MINUTES ARE UNOFFICIAL UNTIL APPROVED BY THE EAC]

//

Executive / Administration Committee Attendance Report

2023-24																Total M Attend To Da
MEMBERS	CITY	Representing	31-May	29-Jun	30-Jun	JULY	SEP	OCT	NOV	DEC	JAN	FEB	MAR	APR	MAY	
Hon. Art Brown, President, Chair	Buena Park	District 21	1	1	1	1	1	1	1	1	1	1	1	1		12
Hon. Curt Hagman, 1st Vice Chair		San Bernardino County	1	1	1	1	1	1	1	1	0	1	1	1		11
Hon. Cindy Allen, 2nd Vice Chair	Long Beach	District 30	1	1	1	1	1	0	1	0	1	1	0	1		9
Hon. Jan Harnik, Chair, Imm. Past President		RCTC	1	1	1	1	1	1	1	1	1	1	1	1		12
Hon. Frank Yokoyama, Chair, CEHD	Cerritos	District 23	1	1	1	1	1	1	1	1	1	1	1	0		11
Hon. David J. Shapiro, Vice Chair, CEHD	Cerritos	District 44	1	1	1	1	1	1	1	1	1	1	1	1		12
Hon. Deborah Roberston, Chair, EEC	Rialto	District 8	1	1	1	0	1	1	0	0	0	1	0	0		6
Hon. Luis Plancarte, Vice Chair, EEC		Imperial County	1	0	0	1	1	1	1	1	1	1	1	1		10
Hon. Tim Sandoval, Chair, TC	Pomona	District 38	1	1	0	1	0	1	1	1	1	0	0	0		7
Hon. Mike Judge, Vice Chair, TC		VCTC	1	1	1	1	1	1	1	1	1	1	1	1		12
Hon. Patricia Lock Dawson, Chair, LCMC	Riverside	District 68	1	1	1	1	1	0	1	0	1	1	0	1		9
Hon. Jose Luis Solache, Vice Chair, LCMC	Lynwood	District 26	1	1	0	0	1	1	1	0	1	1	0	1		8
Hon. Marshall Goodman, President's Appt.	La Palma	District 18	1	1	1	1	1	1	1	1	1	1	0	1		11
Hon. Clint Lorimore, President's Appt.	Eastvale	District 4	1	1	1	1	1	1	1	1	1	1	1	1		12
Hon. Larry McCallon, President's Appt.		Air District Representative	1	0	0	1	1	1	1	1	1	1	1	1		10
Hon. Tim McOsker, President's Appt.	Los Angeles	District 62	0	0	0	0	1	1	0	1	0	0	0	0		3
Hon. Andrew Masiel, Sr.	Pechanga Dev. Corporation	Tribal Government Regional Planning Board	0	1	1	1	0	1	0	0	1	0	0	0		5
Ms. Lucy Dunn, Ex-Officio Member	Lucy Dunn Strategic Issues Ma	Business Representative	1	1	1	1	1	1	1	1	1	1	0	1		11
			16	15	13	15	16	16	15	13	15	15	9	13	0	

Attachment: EAC Attendance Sheet 2023-24 April (Minutes of the Meeting - April 3, 2024)



AGENDA ITEM 4
REPORT

Southern California Association of Governments
May 1, 2024

To: Executive/Administration Committee (EAC)
Regional Council (RC)

**EXECUTIVE DIRECTOR'S
APPROVAL**

From: Cindy Giraldo, Chief Financial Officer
(213) 630-1413, giraldo@scag.ca.gov

Subject: Contracts \$500,000 or Greater: Contract No. 24-027-C01, eFTIP Software
as a Service (SaaS) Application

RECOMMENDED ACTION:

Approve Contract No. 24-027-C01 in a not to exceed amount of \$1,898,460 with EcoInteractive, LLC, to provide and upgrade the current Federal Transportation Improvement Program (FTIP) Software as a Service application that will continue to serve and support the County Transportation Commissions (CTCs) and users at SCAG for the purpose of programming existing and new projects, generating queried reports, conducting basic analytics, and maintaining draft and approved amendment organization. Authorize the Executive Director, or his designee, pursuant to legal counsel review, to execute the contract on behalf of SCAG.

STRATEGIC PLAN:

This item supports the following Strategic Plan Goal 4: Provide innovative information and value-added services to enhance member agencies' planning and operations and promote regional collaboration.

EXECUTIVE SUMMARY:

The Federal Transportation Improvement Program (FTIP) is a federally mandated six-year program of all surface transportation projects that will receive federal funding, are subject to a federally required action, and/or are regionally significant regardless of funding source. SCAG is responsible for developing the FTIP for submittal to the California Department of Transportation (Caltrans) and the federal funding agencies. Consistent with the requirements of the Consolidated Planning Grant (Federal Transit Administration) that funds this project, the consultant shall provide and upgrade the current eFTIP Software as a Service application that will continue to serve and support the CTCs and users at SCAG for the purpose of programming existing and new projects, generating queried reports, conducting basic analytics, and maintaining draft and approved amendment organization. The FTIP for the SCAG region is developed in partnership with the six CTCs representing the counties of Imperial, Los Angeles, Orange, Riverside, San Bernardino, and Ventura as well as Caltrans Districts 7, 8, 11, 12 and Headquarters.



BACKGROUND:

Staff recommends executing the following contract \$500,000 or greater:

<u>Consultant/Contract #</u>	<u>Contract Purpose</u>	<u>Contract Amount</u>
EcoInteractive, LLC. 24-027-C01	The project will provide and upgrade the current eFTIP Software as a Service application that will continue to serve and support the CTCs and users at SCAG for the purpose of programming existing and new projects, etc.	\$1,898,460

FISCAL IMPACT:

Funding for this contract is budgeted in the Fiscal Year (FY) 2024-25 Overall Work Program (OWP) Budget in Project Number 030-0146.02, pending budget approval.

ATTACHMENT(S):

1. Contract Summary 24-027-C01, EcoInteractive
2. Conflict of Interest Forms 24-027-C01, EcoInteractive

CONSULTANT CONTRACT NO. 24-027-C01

Recommended Consultant:

EcoInteractive, LLC

Background & Scope of Work:

The Federal Transportation Improvement Program (FTIP) is a federally mandated six-year program of all surface transportation projects that will receive federal funding, are subject to a federally required action, and/or are regionally significant regardless of funding source. SCAG is responsible for developing the FTIP for submittal to the California Department of Transportation (Caltrans) and the federal funding agencies.

Consultant shall continue providing and upgrading the current FTIP Software as a Service application that will continue to serve and support the County Transportation Commissions (CTCs) and users at SCAG for the purpose of programming existing and new projects, generating queried reports, conducting basic analytics, and maintaining draft and approved amendment organization.

Project's Benefits & Key Deliverables:

The project's benefits and key deliverables include, but are not limited to:

- Improved performance and maintainability.
- Enhanced ease of use for SCAG and CTC staff. For example, updated version allows FTIP amendment and financial plan control by letting SCAG users create and edit amendments with amendment status, and the ability to lock and unlock amendments for CTCs.
- Vendor responsiveness to SCAG and federal requirements for additional features and reports.
- Ability to directly upload federally approved amendments to Caltrans database (CTIPs).
- Link module/component for Regional Transportation Plan (RTP) or long-range project entry with a 1:1 or 1: many relationships to FTIP projects. Linking of project fields reflected with each FTIP project entry to a RTP project entry.
- Call for projects module that would enable projects being considered for Carbon Reduction Program (CRP), Congestion Mitigation & Air Quality (CMAQ), and/or Surface Transportation Block Grant Program (STBG) funding to be submitted for evaluation by SCAG staff and, if approved, incorporated into the FTIP.

Strategic Plan:

This item supports SCAG's Strategic Plan Goal: GOAL 4: Provide innovative information and value-added services to enhance member agencies' planning and operations and promote regional collaboration.

Contract Amount:

Total not to exceed	\$1,898,460
EcoInteractive, LLC (prime consultant)	\$1,499,460
CrowdPlat, Inc. (subconsultant)	\$399,000

Contract Period:

Notice to Proceed through June 30, 2025, with four optional 12-month Terms.

Project Number(s):

030-0146B.02
Funding source(s): Consolidated Planning Grant (CPG) – Federal Transit Administration (FTA)

Funding for this contract is budgeted in the Fiscal Year (FY) 2024-25 Overall Work Program (OWP) Budget in Project Number 030-0146.02, pending budget approval.

Request for Proposal (RFP):

SCAG staff notified 1,331 firms of the release of RFP 24-027-C01 via SCAG's Solicitation Management System website. A total of 40 firms downloaded the RFP. SCAG received the following one (1) proposal in response to the solicitation:

EcoInteractive, LLC (1 subconsultant)

\$1,898,460

After receiving only one proposal, staff surveyed 39 firms that downloaded the RFP to determine why each did not submit a proposal. Six (6) firms responded to staff's inquiry, which disclosed the main reasons these firms did not respond was they did not have the required expertise and could not fulfill the DBE requirements. Note: staff advertised the RFP the normal four (4) week period plus an additional two (2) weeks. Staff requested and received Caltrans authorization to proceed evaluating the single offer received. Staff subsequently moved forward with reviewing the one (1) offer.

Selection Process:

The Proposal Review Committee (PRC) evaluated each proposal in accordance with the criteria set forth in the RFP and conducted the selection process in a manner consistent with all applicable federal and state contracting regulations. After evaluating the proposals, the PRC interviewed the one (1) offeror.

The PRC consisted of the following individuals:

- Pablo Gutierrez, Planning Supervisor Integrated Planning & Programming, SCAG
- Warren Whiteaker, Department Manager Integrated Planning & Programming, SCAG
- Agustin Barajas, Senior Regional Planner, SCAG
- Gurpreet Kaur, Senior IT Quality Assurance Analyst, SCAG

Basis for Selection:

The PRC recommended EcoInteractive, LLC for the contract award because the consultant:

- Demonstrated a complete understanding of the project, specifically EcoInteractive met the requirements outlined in the RFP. EcoInteractive also demonstrated that they can continue to provide a high-quality product, including any enhancements to the eFTIP platform and develop all new modules outlined in the RFP in a timely manner.
- Provided a strong technical approach as follows:
 1. Presented a clear focus on continuing to provide ongoing SaaS and upgrading the current e-FTIP system;
 2. Addressed and included all required and desired elements and several enhancements were articulated;
 3. Thoroughly described how it will address all of SCAG's project tracking technology requirements (both required and desired);
 4. Demonstration of the new platform was detailed, including the ability for SCAG staff to add fund sources, RTP ID's, without having to send the request to the Consultant;
 5. Provided a comprehensive presentation on the updated platform and draft updated modules on how our two new modules (CMAQ/STBG/CRP) call for

projects application and linkage between the FTIP and the new RTP Long Range project listing platform; and

6. Provided a new mapping application and Public Comment enhancement on the public site, which can be of great use to SCAG when an FTIP amendment or a new FTIP for public comment is needed.
- Recognized for their work on the Ozarks Transportation Organization (OTO), Chicago Metropolitan Agency for Planning (CMAP), and Arizona Department of Transportation (ADOT) for improving the efficiency and accuracy of each agency's process by providing the tools to aggregate and track federal obligation data and reasonable progress on projects, while also making the data more accessible to their agency's staff and partner/member organizations/agencies. EcoInteractive also has contracts with several MPO's in the state of CA, including a contract with LA Metro and OCTA.

**Conflict of Interest (COI) Form - Attachment
For May 2, 2024, Regional Council Approval**

Approve Contract No. 24-027-C01 in an amount not to exceed \$1,898,460 with EcoInteractive, LLC., to provide and upgrade the current Federal Transportation Improvement Program (FTIP) Software as a Service application that will continue to serve and support the County Transportation Commissions (CTCs) and users at SCAG for the purpose of programming existing and new projects, generating queried reports, conducting basic analytics, and maintaining draft and approved amendment organization.

The consultant team for this contract includes:

Consultant Name	Did the consultant disclose a conflict in the Conflict of Interest Form they submitted with its original proposal (Yes or No)?
EcoInteractive, LLC (prime consultant)	No - form attached
CrowdPlat, Inc. (subconsultant)	No - form attached

SCAG CONFLICT OF INTEREST FORM

RFP No. 24-027

SECTION I: INSTRUCTIONS

All persons or firms seeking contracts must complete and submit a SCAG Conflict of Interest Form along with the proposal. This requirement also applies to any proposed subconsultant(s). Failure to comply with this requirement may cause your proposal to be declared non-responsive.

In order to answer the questions contained in this form, please review SCAG’s Conflict of Interest Policy, the list of SCAG employees, and the list of SCAG’s Regional Council members. All three documents can be viewed online at <https://scag.ca.gov>. The SCAG Conflict of Interest Policy is located under “GET INVOLVED”, then “Contract & Vendor Opportunities” and scroll down under the “Vendor Contracts Documents” tab; whereas the SCAG staff may be found under “ABOUT US” then “OUR TEAM” then “Employee Directory”; and Regional Council members can be found under “MEETINGS”, then scroll down to “LEADERSHIP” then select “REGIONAL COUNCIL” on the left side of the page and click on “Regional Council Officers and Member List.”

Any questions regarding the information required to be disclosed in this form should be directed to SCAG’s Legal Division, especially if you answer “yes” to any question in this form, as doing so MAY also disqualify your firm from submitting an offer on this proposal

Name of Firm: EcoInteractive LLC

Name of Preparer: Jessie Yu

Project Title: eFTIP SaaS Service Application

RFP Number: 24-027 **Date Submitted:** 11/30/2023

SECTION II: QUESTIONS

1. During the last twelve (12) months, has your firm provided a source of income to employees of SCAG or members of the SCAG Regional Council, or have any employees or Regional Council members held any investment (including real property) in your firm?

YES NO

If “yes,” please list the names of those SCAG employees and/or SCAG Regional Council members and the nature of the financial interest:

Name	Nature of Financial Interest
_____	_____
_____	_____
_____	_____
_____	_____

Attachment: Conflict of Interest Forms 24-027-C01, EcoInteractive (Contracts \$500,000 or Greater: Contract No. 24-027-C01, eFTIP Software as a

2. Have you or any members of your firm been an employee of SCAG or served as a member of the SCAG Regional Council within the last twelve (12) months?

YES NO

If “yes,” please list name, position, and dates of service:

Name	Position	Dates of Service
_____	_____	_____
_____	_____	_____
_____	_____	_____
_____	_____	_____

3. Are you or any managers, partners, or officers of your firm related by blood or marriage/domestic partnership to an employee of SCAG or member of the SCAG Regional Council that is considering your proposal?

YES NO

If “yes,” please list name and the nature of the relationship:

Name	Relationship
_____	_____
_____	_____
_____	_____
_____	_____

4. Does an employee of SCAG or a member of the SCAG Regional Council hold a position at your firm as a director, officer, partner, trustee, employee, or any position of management?

YES NO

If “yes,” please list name and the nature of the relationship:

Name	Relationship
_____	_____
_____	_____
_____	_____
_____	_____

5. Have you or any managers, partners, or officers of your firm ever given (directly or indirectly), or offered to give on behalf of another or through another person, campaign contributions or gifts to any current employee of SCAG or member of the SCAG Regional Council (including contributions to a political committee created by or on behalf of a member/candidate)?

YES NO

If “yes,” please list name, date gift or contribution was given/offered, and dollar value:

Name	Date	Dollar Value
_____	_____	_____
_____	_____	_____
_____	_____	_____

SECTION III: VALIDATION STATEMENT

This Validation Statement must be completed and signed by at least one General Partner, Owner, Principal, or Officer authorized to legally commit the proposer.

DECLARATION

I, (printed full name) Jessie Yu, hereby declare that I am the (position or title) CEO of (firm name) EcoInteractive, and that I am duly authorized to execute this Validation Statement on behalf of this entity. I hereby state that this SCAG Conflict of Interest Form dated 11/30/2023 is correct and current as submitted. I acknowledge that any false, deceptive, or fraudulent statements on this Validation Statement will result in rejection of my contract proposal.


 _____ 11/30/2023
 Signature of Person Certifying for Proposer Date
 (original signature required)

NOTICE

A material false statement, omission, or fraudulent inducement made in connection with this SCAG Conflict of Interest Form is sufficient cause for rejection of the contract proposal or revocation of a prior contract award.

SCAG CONFLICT OF INTEREST FORM

RFP No. 24-027

SECTION I: INSTRUCTIONS

All persons or firms seeking contracts must complete and submit a SCAG Conflict of Interest Form along with the proposal. This requirement also applies to any proposed subconsultant(s). Failure to comply with this requirement may cause your proposal to be declared non-responsive.

In order to answer the questions contained in this form, please review SCAG's Conflict of Interest Policy, the list of SCAG employees, and the list of SCAG's Regional Council members. All three documents can be viewed online at <https://scag.ca.gov>. The SCAG Conflict of Interest Policy is located under "GET INVOLVED", then "Contract & Vendor Opportunities" and scroll down under the "Vendor Contracts Documents" tab; whereas the SCAG staff may be found under "ABOUT US" then "OUR TEAM" then "Employee Directory"; and Regional Council members can be found under "MEETINGS", then scroll down to "LEADERSHIP" then select "REGIONAL COUNCIL" on the left side of the page and click on "Regional Council Officers and Member List."

Any questions regarding the information required to be disclosed in this form should be directed to SCAG's Legal Division, especially if you answer "yes" to any question in this form, as doing so MAY also disqualify your firm from submitting an offer on this proposal

Name of Firm: CrowdPlat, Inc.

Name of Preparer: Sahil Sarosh

Project Title: eFTIP Service (SaaS) Application.

RFP Number: 24-027 **Date Submitted:** 11/30/23

SECTION II: QUESTIONS

1. During the last twelve (12) months, has your firm provided a source of income to employees of SCAG or members of the SCAG Regional Council, or have any employees or Regional Council members held any investment (including real property) in your firm?

YES NO

If "yes," please list the names of those SCAG employees and/or SCAG Regional Council members and the nature of the financial interest:

Name	Nature of Financial Interest
_____	_____
_____	_____
_____	_____
_____	_____

2. Have you or any members of your firm been an employee of SCAG or served as a member of the SCAG Regional Council within the last twelve (12) months?

YES NO

If “yes,” please list name, position, and dates of service:

Name	Position	Dates of Service
_____	_____	_____
_____	_____	_____
_____	_____	_____
_____	_____	_____

3. Are you or any managers, partners, or officers of your firm related by blood or marriage/domestic partnership to an employee of SCAG or member of the SCAG Regional Council that is considering your proposal?

YES NO

If “yes,” please list name and the nature of the relationship:

Name	Relationship
_____	_____
_____	_____
_____	_____
_____	_____

4. Does an employee of SCAG or a member of the SCAG Regional Council hold a position at your firm as a director, officer, partner, trustee, employee, or any position of management?

YES NO

If “yes,” please list name and the nature of the relationship:

Name	Relationship
_____	_____
_____	_____
_____	_____
_____	_____

5. Have you or any managers, partners, or officers of your firm ever given (directly or indirectly), or offered to give on behalf of another or through another person, campaign contributions or gifts to any current employee of SCAG or member of the SCAG Regional Council (including contributions to a political committee created by or on behalf of a member/candidate)?

YES NO

If “yes,” please list name, date gift or contribution was given/offered, and dollar value:

Name	Date	Dollar Value
_____	_____	_____
_____	_____	_____
_____	_____	_____

SECTION III: VALIDATION STATEMENT

This Validation Statement must be completed and signed by at least one General Partner, Owner, Principal, or Officer authorized to legally commit the proposer.

DECLARATION

I, (printed full name) Sahil Sarosh, hereby declare that I am the (position or title) President and CEO of (firm name) CrowdPlat, Inc., and that I am duly authorized to execute this Validation Statement on behalf of this entity. I hereby state that this SCAG Conflict of Interest Form dated 11/30/23 is correct and current as submitted. I acknowledge that any false, deceptive, or fraudulent statements on this Validation Statement will result in rejection of my contract proposal.

Sahil Sarosh

11/30/23

Signature of Person Certifying for Proposer
(original signature required)

Date

NOTICE

A material false statement, omission, or fraudulent inducement made in connection with this SCAG Conflict of Interest Form is sufficient cause for rejection of the contract proposal or revocation of a prior contract award.



AGENDA ITEM 5
REPORT

Southern California Association of Governments
May 1, 2024

To: Executive/Administration Committee (EAC)
Regional Council (RC)

**EXECUTIVE DIRECTOR'S
APPROVAL**

From: Cindy Giraldo, Chief Financial Officer
(213) 630-1413, giraldo@scag.ca.gov

Subject: Contracts \$500,000 or Greater: Contract No. 24-030-C01, Transportation
Safety Predictive Modeling & Analysis Platform

RECOMMENDED ACTION:

Approve Contract No. 24-030-C01 in an amount not to exceed \$657,000 with Citian, Inc. for the development of a regional Transportation Safety Predictive Modeling and Analysis Platform. Authorize the Executive Director, or his designee, pursuant to legal counsel review, to execute the contract on behalf of SCAG.

STRATEGIC PLAN:

This item supports the following Strategic Plan Goal 4: Provide innovative information and value-added services to enhance member agencies' planning and operations and promote regional collaboration.

EXECUTIVE SUMMARY:

Consistent with the requirements of the California Office of Transportation Safety (OTS) grant that funds this project, the consultant shall complete a plan and support the development of a regional Transportation Safety Predictive Modeling and Analysis Platform. This project supports the regional transportation safety goals and performance outcomes outlined in the adopted Regional Transportation Plan/Sustainable Communities Strategy (Connect SoCal 2024). The project also supports local jurisdictional transportation safety planning, performance monitoring, and data-centered investment decision-making.

BACKGROUND:

Staff recommends executing the following contract \$500,000 or greater:

<u>Consultant/Contract #</u>	<u>Contract Purpose</u>	<u>Contract Amount</u>
Citian, Inc. 24-030-C01	The project will develop a web-based regional traffic safety analytical and modeling platform that will be used to assist SCAG and member agencies to better understand local and regional traffic patterns, identify emergent	\$657,000

safety risk areas, and proactively assess future travel safety performance on the regional multimodal transportation network through the use of predictive modeling technology.

FISCAL IMPACT:

Funding of \$657,000 is available in the Fiscal Year (FY) 2023-24 Overall Work Program (OWP) in Project Number 225.3564.20, and any unused funds are expected to be carried forward into the FY 2024-25 budget, subject to budget availability.

ATTACHMENT(S):

1. Contract Summary 24-030-C01, Citian
2. Conflict of Interest Form 24-030-C01, Citian

CONSULTANT CONTRACT NO. 24-030-C01

Recommended Consultant:

Citian, Inc

Background & Scope of Work:

Consistent with the requirements of the California Office of Transportation Safety (OTS) grant that funds this project, the consultant shall complete a plan and support the development of a regional Transportation Safety Predictive Modeling and Analysis Platform. The project will provide a web-based regional traffic safety analytical platform that will be used to assist SCAG and member agencies to better understand local and regional traffic patterns, identify emergent safety risk areas, and proactively assess future travel safety performance on the regional multimodal transportation network through the use of predictive modeling technology. This project supports the regional transportation safety goals and performance outcomes outlined in the adopted Regional Transportation Plan/Sustainable Communities Strategy (Connect SoCal 2024). The project also supports local jurisdictional transportation safety planning, performance monitoring, and data-centered investment decision-making.

Project's Benefits & Key Deliverables:

The project's benefits and key deliverables include, but are not limited to:

- Provide insights into historical and current travel behavior trends in the SCAG region and anticipate future transportation safety performance to prevent fatalities and serious injuries before they occur;
- Generate recommendations for appropriate and feasible safety performance improvement mitigation at high-risk locations;
- Support local safety planning and investment decision-making to focus safety investments at specific locations where they are most needed;
- Promote the alignment of local safety planning activities with priorities identified in Connect SoCal.

Strategic Plan:

This item supports SCAG's Strategic Plan Goal 4: Provide innovative information and value-added services to enhance member agencies' planning and operations and promote regional collaboration.

Contract Amount:

Total not to exceed	\$657,000
Citian (prime consultant)	\$657,000

Contract Period:

Notice to Proceed through September 30, 2024

Project Number(s):

225.3564.20 \$887,976
Funding source: California Office of Transportation Safety (OTS) Grant.

Funding of \$887,976 is available in the Fiscal Year (FY) 2023-24 Overall Work Program (OWP) Budget in Project Number 225.3564.20, and any unused funds are expected to be carried forward into future fiscal year budget(s), subject to budget availability.

Request for Proposal (RFP):

SCAG staff notified 3,280 firms of the release of RFP 24-030 via SCAG’s Solicitation Management System website. A total of 48 firms downloaded the RFP. SCAG received the following six (6) proposals in response to the solicitation:

Citian (no subconsultants)	\$657,000
Streetlight Data, Inc. – (1 subconsultants)	\$574,304
Vianova LLC – (1 subconsultants)	\$713,725.94
Accenture LLP– (no subconsultants)	\$798,750
Michelin Mobility Intelligence – (2 subconsultants)	\$848,989
Community Logiq Software (2 subconsultants)	\$858,430

Selection Process:

The Proposal Review Committee (PRC) evaluated each proposal in accordance with the criteria set forth in the RFP and conducted the selection process in a manner consistent with all applicable federal and state contracting regulations. After evaluating the proposals, the PRC interviewed the three (3) highest ranked offerors.

The PRC consisted of the following individuals:

- Mike Gainor, Senior Regional Planner, SCAG
- Courtney Aguirre, Planning Supervisor, SCAG
- Annaleigh Ekman, Senior Regional Planner, SCAG

Basis for Selection:

The PRC recommended Citian, Inc. for the contract award because the consultant:

- Demonstrated the best understanding of the project, specifically the PRC agreed that Citian presented strong qualifications, experience, and demonstrated a strong understanding of the needs of the project, specifically regarding the traffic safety analytical and predictive modeling elements of the proposal.
- Provided the best technical approach, for example the Citian ‘CRASH’ platform demonstrates the full range of technical needs of the project, including mapping, travel behavior analysis, demographic context, and spatial analysis. In addition, the real-time traffic dataset may be customized to accommodate the specific needs of the SCAG region.
- Provided the best overall value for the level of effort proposed. While another proposal (Michelin) offered a similarly robust suite of analytical and predictive modeling functionality, the Citian proposal was offered at a significantly lower cost.
- Proposed the lowest most realistic price to perform all the scope of work. Of the proposals that demonstrated the ability to provide the full range of analytical and predictive modeling requirements of the project, Citian offered those services at the lowest cost.

Although other firm(s) proposed a lower price(s), the PRC did not recommend this/these firm(s) for contract award because this firm(s):

- The traffic dataset that would be provided through that firm did not fully meet the safety predictive modeling and traffic analytical needs of the project. Other proposals provided real-time dynamic traffic safety analytical datasets that were more amenable to the predictive modeling requirements of the project. While StreetLight proposed a lower cost, they did not propose a technical approach that fully met the RFP scope relative to the real-time traffic data analysis and predictive modeling requirements that are integral to the project.

**Conflict of Interest (COI) Form - Attachment
For May 2, 2024 Regional Council Approval**

This sentence/paragraph must be identical to the “Recommended Action” in the Staff Report.

The consultant team for this contract includes:

Consultant Name	Did the consultant disclose a conflict in the Conflict of Interest Form they submitted with its original proposal (Yes or No)?
Citian, Inc. (prime consultant)	No - form attached

SCAG CONFLICT OF INTEREST FORM

RFP No. 24-030

RFP No./Contract No. No. 24-030

SECTION I: INSTRUCTIONS

All persons or firms seeking contracts must complete and submit a SCAG Conflict of Interest Form along with the proposal. This requirement also applies to any proposed subconsultant(s). Failure to comply with this requirement may cause your proposal to be declared non-responsive.

In order to answer the questions contained in this form, please review SCAG’s Conflict of Interest Policy, the list of SCAG employees, and the list of SCAG’s Regional Council members. All three documents can be viewed online at <https://scag.ca.gov>. The SCAG Conflict of Interest Policy is located under “GET INVOLVED”, then “Contract & Vendor Opportunities” and scroll down under the “Vendor Contracts Documents” tab; whereas the SCAG staff may be found under “ABOUT US” then “OUR TEAM” then “Employee Directory”; and Regional Council members can be found under “MEETINGS”, then scroll down to “LEADERSHIP” then select “REGIONAL COUNCIL” on the left side of the page and click on “Regional Council Officers and Member List.”

Any questions regarding the information required to be disclosed in this form should be directed to SCAG’s Legal Division, especially if you answer “yes” to any question in this form, as doing so MAY also disqualify your firm from submitting an offer on this proposal

Name of Firm: Citian Inc.

Name of Preparer: Steven Houh

Project Title: Transportation Safety Predictive Modeling & Analysis Platform

RFP Number: No. 24-030 Date Submitted: January 29, 2024

SECTION II: QUESTIONS

1. During the last twelve (12) months, has your firm provided a source of income to employees of SCAG or members of the SCAG Regional Council, or have any employees or Regional Council members held any investment (including real property) in your firm?

YES NO

If “yes,” please list the names of those SCAG employees and/or SCAG Regional Council members and the nature of the financial interest:

Name	Nature of Financial Interest
_____	_____
_____	_____
_____	_____
_____	_____

Attachment: Conflict of Interest Form 24-030-C01, Citian (Contracts \$500,000 or Greater: Contract No. 24-030-C01, Transportation Safety

2. Have you or any members of your firm been an employee of SCAG or served as a member of the SCAG Regional Council within the last twelve (12) months?

YES NO

If “yes,” please list name, position, and dates of service:

Name	Position	Dates of Service
_____	_____	_____
_____	_____	_____
_____	_____	_____
_____	_____	_____

3. Are you or any managers, partners, or officers of your firm related by blood or marriage/domestic partnership to an employee of SCAG or member of the SCAG Regional Council that is considering your proposal?

YES NO

If “yes,” please list name and the nature of the relationship:

Name	Relationship
_____	_____
_____	_____
_____	_____
_____	_____

4. Does an employee of SCAG or a member of the SCAG Regional Council hold a position at your firm as a director, officer, partner, trustee, employee, or any position of management?

YES NO

If “yes,” please list name and the nature of the relationship:

Name	Relationship
_____	_____
_____	_____
_____	_____
_____	_____

5. Have you or any managers, partners, or officers of your firm ever given (directly or indirectly), or offered to give on behalf of another or through another person, campaign contributions or gifts to any current employee of SCAG or member of the SCAG Regional Council (including contributions to a political committee created by or on behalf of a member/candidate)?

YES NO

If “yes,” please list name, date gift or contribution was given/offered, and dollar value:

Name	Date	Dollar Value
_____	_____	_____
_____	_____	_____
_____	_____	_____
_____	_____	_____

SECTION III: VALIDATION STATEMENT

This Validation Statement must be completed and signed by at least one General Partner, Owner, Principal, or Officer authorized to legally commit the proposer.

DECLARATION

I, (printed full name) Steven Houh, hereby declare that I am the (position or title) Chief Executive Officer of (firm name) Citian Inc., and that I am duly authorized to execute this Validation Statement on behalf of this entity. I hereby state that this SCAG Conflict of Interest Form dated _____ is correct and current as submitted. I acknowledge that any false, deceptive, or fraudulent statements on this Validation Statement will result in rejection of my contract proposal.


 _____ _____
 Signature of Person Certifying for Proposer Date
 (original signature required)

NOTICE

A material false statement, omission, or fraudulent inducement made in connection with this SCAG Conflict of Interest Form is sufficient cause for rejection of the contract proposal or revocation of a prior contract award.



AGENDA ITEM 6
REPORT

Southern California Association of Governments
May 1, 2024

To: Executive/Administration Committee (EAC)
Regional Council (RC)

**EXECUTIVE DIRECTOR'S
APPROVAL**

From: David Angel, Legislative Affairs Analyst
(213) 630-1422, angel@scag.ca.gov

Subject: SCAG Memberships and Sponsorships

RECOMMENDED ACTION:

Approve up to \$41,000 for memberships and sponsorships with 1) the Southern California Leadership Council (SCLC), 2) FuturePorts, 3) University of California, Riverside California Grid Readiness Consortium, and 4) 2024 Mobility 21 Summit.

STRATEGIC PLAN:

This item supports the following Strategic Plan Goal 2: Advance Southern California’s policy interests and planning priorities through regional, statewide, and national engagement and advocacy.

EXECUTIVE SUMMARY:

At its April 16, 2024, meeting, the Legislative/Communications and Membership Committee (LCMC) approved up to \$41,000 for memberships with 1) the Southern California Leadership Council (SCLC) (\$20,000), 2) FuturePorts (\$5,000), 3) the University of California, Riverside California Grid Readiness Consortium (\$9,500), and to sponsor the 4) 2024 Mobility 21 Summit (\$6,500).

BACKGROUND:

Item 1: Southern California Leadership Council (SCLC)
Type: Membership **Amount:** \$20,000

Established in 2005, The Southern California Leadership Council is comprised of business and community leaders from throughout the seven counties of Southern California, including three former California Governors. The SCLC is currently partnered with many business organizations in the SCAG region, including the LA County BizFed, Inland Empire Economic Partnership, LA Area Chamber of Commerce, Orange County Business Council, and the Ventura County Economic Development Association, among others. The SCLC’s work and strategic partnerships focus on shaping and solving public policy issues such as business vitality, resources (energy, water, and environment), and transportation (goods and people) that are critical to SCAG and the region’s economic vitality and quality of life. The SCLC also co-hosted (with SCAG) the 9th and 10th annual

Southern California Economic Summits. SCAG Executive Director Kome Ajise serves on the SCLC Board, and SCAG Board officers and executive leadership regularly attend and participate in SCLC meetings and other activities.

Item 2: University of California, Riverside – California Grid Readiness Consortium
Type: Membership **Amount:** \$9,500

The University of California, Riverside, has proposed forming a California Grid Readiness (CGR) Consortium to provide an independent assessment of California’s grid readiness, as well as identify areas that will need more investment or prioritization to be prepared for the future. This effort seeks to bring together academia, industry, and government agencies who are interested in assessing the readiness of the state of California’s electric grid to address risks and the increasing stress on the power grid due to the massive amount of electrification necessary to achieve the state’s climate goals.

The CGR Consortium seeks to publish a white paper that will assess the state’s grid readiness, as well as identify roadblocks to meeting investment needs, the consequences of inaction, and the benefits of acting to ensure the grid is ready. The CGR Consortium will then work to present the results of the white paper to stakeholders.

The Consortium is designed to support broad collaboration, conduct and create the following activities and deliverables:

- Literature Review and Initial Drafting of White Paper
 - a. Literature Review and Assumptions
 - b. Grid Investment Needs
 - c. Roadblocks to Achieving Grid Investment Needs
 - d. Potential Consequences of Inaction
 - e. Potential Benefits of Action
- Finalizing and Publishing of the White Paper
- Stakeholder Engagement

Consortium members will have access to assessments conducted by the program through periodic member meetings, public conferences/workshops, and distribution of reports.

Member benefits also include:

- Appointment of a member’s representative to the Board of Advisors;
 - Overview of CGR-related activities and publications;
 - Access to the CGR program’s supported events for outreach and presentation of findings;
- and

- Copy of the White Paper.

The CGR Consortium already started conducting activities when it launched in December 2023 and is now in the literature review and initial white paper drafting phase, with the completion of all activities slated for November 2024. The CGR is seeking \$150k in funding from industry and stakeholder members, including a \$60,000 contribution from Southern California Edison. Thus, staff recommends contributing \$9,500 to become a member of the CGR’s Consortium, which supports efforts in SCAG’s Connect SoCal 2024 Regional Transportation Plan/Sustainable Communities Strategies. Of note, this is a one-time payment, as our membership will terminate upon completion of the CGR Consortium’s work.

Staff would also like to specify that this membership is being funded via two different sources within SCAG: \$4,500 from the agency’s membership budget and \$5,000 from the agency’s Last Mile Freight Program Transportation Development Act funds, for a total contribution of \$9,500.

Item 3: FuturePorts
Type: Membership **Amount:** \$5,000

FuturePorts was established in 2005 and serves as a voice for its members in the goods movement supply chain to advocate for a balance between business, environment, and community concerns at the San Pedro Bay Ports (Ports of Los Angeles and Long Beach). Their members represent the entire goods movement supply chain, including businesses that support the goods movement industry and labor and trade unions that work at the ports. Their objective is to ensure a healthy economic and environmental future by supporting green growth at the ports. In the dozen years since it was founded, FuturePorts has positioned itself as a leader in the movement for rational and balanced growth, representing business interests at both the Ports of Los Angeles and Long Beach commission meetings; Los Angeles and Long Beach city council meetings; public hearings; and other community events. They write letters, provide outreach, and engage the support of other business organizations and stakeholders as we work toward common goals of growing and greening our ports.

SCAG has been a sponsor of the annual FuturePorts conference in the past. The growing importance of goods movement to the Southern California economy is making it increasingly necessary for the Agency to maintain its ability to effectively participate in dialogue and discussion on such an important facet of the region’s economy.

SCAG staff is recommending that the Agency maintain membership in FuturePorts. This unique membership/sponsorship package, in the amount of \$5,000, includes both membership dues at the “Commodore” level as well as sponsorship of the FuturePorts conference at the “Silver” tier:

Membership dues at the “Commodore” level provide the Agency with the following benefits:

- Eligibility to serve on FuturePorts Board of Directors and Committees;
- Access to member-only communications;
- Reduced registration fee at FuturePorts signature events;
- Three (3) complimentary attendees for all FuturePorts member-only events;
- Recognition at FuturePorts Annual Conference, VIP Reception, and member meetings;
- Opportunity to introduce speaker at member meetings;
- Social media promotion;
- Color logo linked on online membership directory;
- Invitation to policy-maker meetings;
- Premium branding on all communications; and
- Access to custom advocacy.

Sponsorship of the annual FuturePorts conference at the “Silver Level,” which includes:

- Five (5) conference registrations;
- Logo listing in sponsor graphic
- Half-page color ad on Conference Program;
- Tabletop exhibit;
- Listing in Conference mobile app as a Sponsor and Exhibitor;
- Logo listing on PowerPoint “loop” during breaks; and
- Verbal recognition at event.

Item 4: 2024 Mobility 21 Summit
Type: Sponsorship **Amount:** \$6,500

Mobility 21 is a coalition of public, business, and community stakeholders to pursue regional solutions to transportation challenges facing the SCAG region and San Diego County. SCAG is a founding member of Mobility 21, and Kome Ajise, SCAG’s Executive Director, is a member of the coalition’s board of directors. Created in 2002 as an effort in Los Angeles County, Mobility 21 became a regional effort in 2007 with the primary goals to:

- Support practical solutions to Southern California’s transportation challenges;
 - Mobilize regional support for transportation funding and legislative priorities at the federal and state levels;
 - Unite political leaders around common priorities for transportation; and
 - Bring together residents, civic leaders, business groups, and industry experts to inspire them to act and educate them on how to effectively speak out in support of transportation initiatives.
-

SCAG is a founding member of Mobility 21, and Kome Ajise, SCAG's Executive Director, is a member of the coalition's board of directors, which includes representation from various other SCAG stakeholders and agencies.

Mobility21 co-hosts an annual conference with SCAG, and this year's 2024 Mobility 21 Southern California Transportation Summit Authors of Innovation will be held on Friday, September 20, 2024, at the Disneyland Hotel in Anaheim, California. Last year's Summit, which SCAG attended, focused on the challenge of change in a post-pandemic world. It featured panels such as Building a Safer, Resilient California, Next 100 Years of Transit, Geopolitics to Local Politics: Goods Movement SoCal, Gearing Up for State and Federal Disruptions, and Zero Emissions California: Paving the Way for the U.S. Various panels included members of the SCAG board. Staff recommends sponsoring the conference at the \$6,500 Gold level. As an important note, this funding will be coming from the agency's FY 24-25 budget, and its disbursement is contingent upon the Regional Council approving the FY 24-25 budget this summer. The Gold sponsorship level will provide SCAG with the following benefits:

- Registration and reserved seating for four (4) attendees at the general sessions and luncheon;
- Attendance for one (1) representative at exclusive VIP Reception with Mobility 21 Board of Directors, speakers and special guests;
- Exhibitor table at Mobility 21 Expo and one (1) exhibitor-only registration;
- Logo visibility on a shared slide in the conference sponsor slide show;
- Logo on Mobility 21 sponsor page website;
- Company name on pre-conference advertising, both print and electronic;
- Company name on the event program and other Summit materials; and
- Half-page ad in Summit program.

PRIOR COMMITTEE ACTION:

Staff presented the agenda item for up to \$41,000 for memberships with 1) the Southern California Leadership Council (SCLC) (\$20,000), 2) FuturePorts (\$5,000), 3) the University of California, Riverside California Grid Readiness Consortium (\$9,500), and to sponsor the 4) 2024 Mobility 21 Summit (\$6,500) to the LCMC at its meeting on April 16, 2024. The LCMC approved this item unanimously as part of the consent calendar.

FISCAL IMPACT:

\$5,000 for membership with FuturePorts is included in the approved FY 23-24 General Fund Budget. \$4,500 of the \$9,500 for the UC Riverside CA Grid Readiness Consortium is included in the FY 23-24 General Fund Budget, and the other \$5,000 is included in SCAG's FY 23-24 Transportation Development Act Last Mile Freight Program budget. \$20,000 to retain membership with the SCLC is included in the approved FY 23-24 Indirect Cost Budget. \$6,500 to sponsor the 2024 Mobility21 Summit is projected to be included in the FY 24-25 General Fund budget.



**AGENDA ITEM 7
REPORT**

Southern California Association of Governments
May 1, 2024

To: Executive/Administration Committee (EAC)
Regional Council (RC)

**EXECUTIVE DIRECTOR'S
APPROVAL**

From: Cindy Giraldo, Chief Financial Officer
(213) 630-1413, giraldo@scag.ca.gov

Subject: Purchase Orders, Contract and Amendments below Regional Council's
Approval Threshold

RECOMMENDED ACTION:

Information Only - No Action Required

STRATEGIC PLAN:

This item supports the following Strategic Plan Goal 7: Secure funding to support agency priorities to effectively and efficiently deliver work products.

BACKGROUND:

SCAG executed the following Purchase Orders (POs) for more than \$5,000 but less than \$500,000:

<u>Consultant/Contract #</u>	<u>Description</u>	<u>Amount</u>
California Contract Cities Association	Membership	\$5,000
Foundation for California Community Colleges	Honorarium	\$6,440
Sheraton Grand Hotel, Sacramento	Legislation Summit	\$13,492
National Assoc. of Regional Councils	Membership	\$27,500
Carahsoft Technology Corp.	Managed Detection & Response SW	\$133,164

SCAG executed the following Contracts for more than \$25,000 but less than \$500,000:

<u>Consultant/Contract #</u>	<u>Description</u>	<u>Amount</u>
System Metrics Group, Inc. 21-048-C17-MRFP 13 Task Order 1	The consultant shall develop a mobility hub design and provide implementation guidance for a select number of locations to support mobility hub efforts across the region that will contribute to reducing vehicle miles traveled and greenhouse gas emissions.	\$104,828
Brookings Institution	This consultant shall engage tribal leaders and	\$336,500



<u>Consultant/Contract #</u>	<u>Description</u>	<u>Amount</u>
23-048-C01	indigenous communities for the development of Tribal Economic Development Strategies and Policies.	

SCAG executed the following Contract Amendments for more than \$5,000 but less than \$150,000 and 30% of the initial contract value:

<u>Consultant/Contract #</u>	<u>Amendment's Purpose</u>	<u>Amount</u>
BLOSS, Inc. 23-026-C01, Amend. 2	The consultant shall develop SCAG's visual and written identity and assist in the development of visual and messaging systems, and corresponding templates and guides.	\$106,192

ATTACHMENT(S):

1. Contract Summary 21-048-C17-MRFP 13 Task Order 1
2. Contract Summary 23-048-C01
3. Contract Summary 23-026-C01 Amend. 2

CONSULTANT CONTRACT NO. 21-048-C17 (MRFP 13) Task Order 1

Recommended Consultant:	System Metrics Group, Inc.	
Background & Scope of Work:	<p>The Consultant shall develop a mobility hub design and provide implementation guidance for a select number of locations to support mobility hub efforts across the region that will contribute to reducing vehicle miles traveled (GHG/VMT) and greenhouse gas emissions.</p> <p>They will conduct a literature review to document best practices and lessons learned for the successful implementation of mobility hubs and develop mobility hub concept designs that focus on the characteristics of the surrounding areas, as well as the multi-modal connections to provide opportunities for complete streets, walkable communities, and equitable transportation choices.</p>	
Project's Benefits & Key Deliverables:	<p>The project's benefits and key deliverables include, but are not limited to:</p> <ul style="list-style-type: none">• A literature review to document best practices and lessons learned for successful mobility hubs implementation;• A design and implementation guidance document; and• Conceptual designs for up to five (5) mobility hubs and an implementation strategy for the priority projects identified.	
Strategic Plan:	This item supports SCAG's Strategic Plan Goal 1: Produce innovative solutions that improve the quality of life for Southern Californians.	
Contract Amount:	Total not to exceed	\$104,828
	System Metrics Group, Inc. (prime consultant)	\$59,142
	Parsons Transportation Group (subconsultant)	\$45,686
Contract Period:	April 9, 2024 through February 28, 2025	
	275-4893UB.01 \$92,804	
	275-4893E.01 \$12,024	
	Funding source(s): Consolidated Planning Grant (CPG) – Senate Bill 1 (SB1) and Transportation Development Act (TDA)	
Request for Proposal (RFP):	<p>SCAG staff notified 20 firms of the release of RFP 21-048 MRFP 13 via emails sent to the Transportation Mobility Planning and Analysis Bench Consultants listed for Discipline 2. A total of 20 firms downloaded the RFP. SCAG received the following one (1) proposal in response to the solicitation:</p> <p>System Metrics Group, Inc. (1 subconsultant) \$104,828</p> <p>After receiving only one proposal, staff surveyed 19 firms that downloaded the RFP to determine why each did not submit a proposal. Seven (7) firms responded to staff's inquiry, which disclosed the main reasons these firms did not respond was that they lacked the qualification and/or experience to meet the scope of work</p>	

requirements while other firms had limited staff capacity and time did not allow them to propose. Note: Staff advertised the RFP for a four (4) week period and an additional two weeks.

Staff subsequently moved forward with reviewing the one (1) offer. Staff requested and received Caltrans authorization to proceed with evaluating the single offer received. Staff believes that soliciting for a third time was not likely to yield a different result and needed to maintain the project's schedule and therefore proceed to evaluate the one (1) offer.

Selection Process:

The Proposal Review Committee (PRC) evaluated the proposal in accordance with the criteria set forth in the RFP and conducted the selection process in a manner consistent with all applicable federal and state contracting regulations. After evaluating the proposal, the PRC did not conduct an interview because the proposal contained sufficient information on which to base a contract award.

The PRC consisted of the following individuals:

Priscilla Freduah-Agyemang, Senior Regional Planner, SCAG
Courtney Aguirre, Planning Supervisor/Mobility Planning/Goods Movement, SCAG
Rachel Om, Senior Regional Planner, SCAG

Basis for Selection:

The PRC recommended Systems Metrics Group Inc. for the contract award because the consultant:

- Demonstrated a strong understanding of the project, specifically, the firm highlighted their extensive literature review conducted, such as, the Caltrans Statewide Mobility Hub Facilities Improvement Plan, which will be good background for this project. The firm demonstrated knowledge of the importance of establishing key partners and stakeholders to provide succinct feedback for the project;
- Provided a complete understanding of the technical approach, addressing the key tasks for the project and the project timelines and overall schedule in coordination with the project duration;
- Proposed staff with requisite experience, knowledge, and technical expertise for the project. The firm demonstrated experience in leading and delivering on similar projects, such as the Caltrans Statewide Mobility Hub Design and Operations Guide. The proposed project manager has experience working on similar projects, conducting technical analysis, and leading stakeholder engagement efforts; and
- Proposed a realistic cost analysis to perform tasks in the scope of work and demonstrated the ability to deliver the project within the estimated hours and budget.

CONSULTANT CONTRACT NO. 23-048-C01

Recommended Consultant:	Brookings Institution				
Background & Scope of Work:	Consistent with the requirements of the Inclusive Economic Recovery Strategy (IERS) Grant that funds this project, the Consultant shall engage Tribal leaders and Indigenous communities to identify critical economic and demographic data required for the development of Tribal Economic Development Strategies and Policies. They will identify shortcomings in U.S. federal and state data about Native Americans and Tribal Nations and develop actionable recommendations addressing these shortcomings.				
Project's Benefits & Key Deliverables:	The project's benefits and key deliverables include, but are not limited to: <ul style="list-style-type: none">• A publicly accessible research report co-published by Consultant and SCAG to accurately inform the design of future data and policy analysis tools; and• Offer valuable insights to help drive policy change to provide Tribal leaders and Native-led organizations access to more significant resources to meet their own needs as sovereign governing entities.				
Strategic Plan:	This item supports SCAG's Strategic Plan Goals 1, 3, 4 and 6: (1) Produce innovative solutions that improve the quality of life for Southern Californians; (3) Be the foremost data information hub for the region; (4) Provide innovative information and value-added services to enhance member agencies' planning and operations and promote regional collaboration; and (6) Deploy strategic communications to further agency priorities and foster public understanding of long-range regional planning.				
Contract Amount:	<table border="0" style="width: 100%;"><tr><td style="width: 50%;">Total not to exceed</td><td style="text-align: right;">\$336,500</td></tr><tr><td>Brookings Institution (prime consultant)</td><td style="text-align: right;">\$336,500</td></tr></table>	Total not to exceed	\$336,500	Brookings Institution (prime consultant)	\$336,500
Total not to exceed	\$336,500				
Brookings Institution (prime consultant)	\$336,500				
Contract Period:	March 19, 2024 through December 31, 2024				
Project Number(s):	320-4902Y2.01 \$336,500 Funding source(s): Inclusive Economic Recovery Strategy (IERS) Grant Funding of \$336,500 is available in Fiscal Year (FY) 2023-2024, Inclusive Economic Recovery Strategy Grant, in Project Number 320-4902Y2.01 and any unused funds are expected to be carried forward into future fiscal year budget(s), subject to budget availability.				
Request for Proposal (RFP): NA	Sole Source Contract				
Selection Process: NA	Sole Source Contract				

Attachment: Contract Summary 23-048-C01 (Purchase Orders, Contract and Amendments below Regional Council's Approval Threshold)

Basis for Selection:

The subject contract award is in accordance with the Regional Council Policy Manual, Article IX, Section I (January 4, 2024, page 39), which authorizes the Executive Director or his designee (the Chief Financial Officer) to approve a consultant contract without competition, if the contract is less than \$500,000.

Given the established expertise of the Brookings Institution and their excellent research experience assessing community-specific data needs as a non-partisan, non-profit public policy organization, staff awarded the contract pursuant to Section 3.15 and 3.17 of the State of California Contracts Manual which allows sole sourcing a contract to a non-profit.

The Brookings Institution is the natural and sole collaborator for this project because the Consultant:

- Has developed a proprietary approach for combining publicly available data to measure wellness and progress in a specific community and present the results in an accessible way from that community’s perspective;
- Has already created a tool for one group (Black Americans) that will be leveraged to assess data needs of Tribal communities, which eliminates the need and expense of developing the research from scratch;
- Is a non-partisan, non-profit public policy organization based in Washington, D.C. that has a reputation as a trusted resource in the research community and among policymakers and respects Tribal community culture and sensitivity around sovereignty, which will be essential for outreach in Tribal communities; and
- Is uniquely qualified as a trusted, non-partisan and academically rigorous institution to request special, detailed tabulations from various public sources, which will be important to this project because sufficiently detailed data for Tribal communities are not publicly available.

CONSULTANT CONTRACT NO. 23-026-C01 AMENDMENT NO. 2

Consultant:	BLOSS, Inc.								
Background & Scope of Work:	<p>On March 24, 2023, SCAG awarded Contract 23-026-C01 to BLOSS, Inc., to further develop SCAG’s visual and written identity, and assist in the development of visual and messaging systems, and corresponding templates and guides. The Consultant shall provide design services for the agency’s large-scale plan documents and other collateral items.</p> <p>This amendment also increases the contract value from \$390,895.00 to \$497,087.50 (\$106,192.50) and extends the contract term from 3/24/24 to 3/24/25.</p> <p>This increase is due to modifications in the Scope of Work for Tasks 3, 5 and 6 that enable the Consultant to perform additional work to enhance the graphic design, information design, and copyediting services.</p>								
Project’s Benefits & Key Deliverables:	<p>The project’s benefits and key deliverables include, but are not limited to:</p> <ul style="list-style-type: none"> • Preparing a brand guide that acts as a master organizing structure for SCAG’s plans and programs, which guide numerous creators working within and on behalf of the agency; • Building templates for common types of deliverables regularly produced by the agency, such as fact sheets, informational flyers, program ads, technical white papers, small-scale technical toolkits and/or reports. This can help SCAG’s Media & Public Affairs team to operate more efficiently; and • Enhancing the capacity of the Media & Public Affairs team by providing additional capacity in the form of ongoing copywriting support, production design services for publications and operational consulting to improve the efficiency of content production workflows. 								
Strategic Plan:	This item supports SCAG’s Strategic Plan Goal 6: Deploy strategic communications to further agency priorities and foster public understanding of long-range regional planning.								
Amendment Amount:	<table border="0"> <tr> <td>Amendment 2</td> <td align="right">\$106,192</td> </tr> <tr> <td>Amendment 1 (administrative - no change to contract’s value)</td> <td align="right">\$0</td> </tr> <tr> <td>Original contract value</td> <td align="right"><u>\$390,895</u></td> </tr> <tr> <td>Total contract value is not to exceed</td> <td align="right">\$497,087</td> </tr> </table> <p>This amendment does not exceed \$150,000 and 30% of the contract’s original value. Therefore, in accordance with the Regional Policy Manual (January 4, 2024) Article IX.B, it does not require the Regional Council’s approval.</p>	Amendment 2	\$106,192	Amendment 1 (administrative - no change to contract’s value)	\$0	Original contract value	<u>\$390,895</u>	Total contract value is not to exceed	\$497,087
Amendment 2	\$106,192								
Amendment 1 (administrative - no change to contract’s value)	\$0								
Original contract value	<u>\$390,895</u>								
Total contract value is not to exceed	\$497,087								
Contract Period:	March 24, 2024 through March 24, 2025								
Project Number:	090-0148B.01 \$106,192.50 Funding sources: Consolidated Planning Grant – Federal Transit Administration (FTA) 5303								

Attachment: Contract Summary 23-026-C01 Amend. 2 (Purchase Orders, Contract and Amendments below Regional Council’s Approval

	Funding of \$137,095 is available in the Fiscal Year (FY) 2023-24 Overall Work Program (OWP) Budget in Project Number(s) 090-0146B.01, and the remaining balance will be requested in future fiscal year budget(s), subject to budget availability.
Basis for the Amendment:	With the recent adoption of Connect SoCal 2024, this contract amendment will support the implementation of the plan by providing services to assist the Media & Public Affairs team in aligning agency communication around the plan. Without this modification, SCAG does not leverage an opportunity to pivot to more holistic communication that can bring greater cohesion to public information about its work and demonstrate how various programs fit together in working toward the long-term vision for the region.



AGENDA ITEM 8
REPORT

Southern California Association of Governments
May 1, 2024

To: Executive/Administration Committee (EAC)
Regional Council (RC)

**EXECUTIVE DIRECTOR'S
APPROVAL**

From: Cindy Giraldo, Chief Financial Officer
(213) 630-1413, giraldo@scag.ca.gov

Subject: CFO Monthly Report

RECOMMENDED ACTION:

Information Only - No Action Required

STRATEGIC PLAN:

This item supports the following Strategic Plan Goal 7: Secure funding to support agency priorities to effectively and efficiently deliver work products.

FY24 Q3 Planning Project Highlights

As part of the CFO's Quarterly Report, SCAG staff will be reporting on a selection of contracts that have closed during the previous quarter to highlight the benefits that SCAG's work brings to local jurisdictions and the region.

22-054-C01 Buena Park Active Transportation Plan KOA CORPORATION

The project developed a community-wide Active Transportation Plan. This plan incorporates active transportation concepts including improving multi-modal infrastructure in the city. In accordance with State Guidelines the plan will provide the recommended actions to increase biking and walking in the City, provide non-motorized travel infrastructure, and provide safer streets to students as well as residents of Buena Park. This project is an example of SCAG working with local jurisdictions to align regional sustainable transportation goals with community-based objectives. This project will also help the jurisdiction prioritize projects and improve competitiveness in anticipation of future state Active Transportation Program (ATP) calls for projects.

21-048-MRFP-10 Safe Mobility Santa Ana MARK THOMAS AND COMPANY

This project developed an Active Transportation Safety plan that recognizes that people should not face additional hazards when traveling simply because they cannot afford to drive or are not old enough to do so. Past and current efforts, vulnerable roadway user collisions are not going down. In fact, bicycle collisions are on a long-term upward trend because ridership has increased while on-street bikeways remain uncommon. Because more than half of our residents don't have access to their own personal vehicles, we are much more reliant on walking, bicycling, and public transit than

other cities in the region. This plan starts to address inequitable transportation access in the city and will serve as a model for other cities.

21-048-MRFP-09 Montebello First Mile/Last Mile (FMLM) Master Plan KTUA

The First-Mile/Last-Mile Plan identified and recommended citywide active transportation and safety improvements to make walking, biking, and rolling more feasible and safer along Montebello's streets near transit stops. Efforts were made to align the Plan with recent planning efforts, Montebello Bus Lines' Comprehensive Operational Analysis, with an emphasis on improving FMLM options within the transit service areas. The Plan was also aligned with the City's Vision Zero approach and the planned stop on the Metro E Line (Gold) Eastside Extension project along Washington Boulevard. The Plan included prioritized project concepts that will be repackaged into grant applications so that the Plan may be implemented expeditiously.

21-048-MRFP-05 Curb Space Data Collection & Inventory Study ARCADIS

The study was a regional-level collaborative effort between SCAG and the cities of Long Beach, Los Angeles, and Stanton. The City of Long Beach study was divided into three parts: engagement, assessment, and policy and strategy consideration. LADOT developed a digital map of the City's traffic signs, painted curbs, and other regulatory tools to help guide the movement of people and goods throughout the city. The tool will also help LADOT govern how private mobility service providers operate in our city in real-time. The City of Stanton completed an inventory and field study of the street network to collect data and inform curb space management in residential, commercial, and industrial neighborhoods. All three studies provided regional resources to support member agencies' curb space management interests/needs and insights on strategies related to curb space management.

21-048-MRFP-08 Duarte Safe Routes to School (SRTS) Plan KOA CORPORATION

The Safe Routes to School (SRTS) Plan identifies a list of infrastructure projects for the City to implement in the surrounding areas of eight schools. The Duarte SRTS Plan aims to encourage students to take part in more physical activity, increase the use of public facilities such as bicycle and walking paths, create safer routes to school, and ensure that streets in the City are designed and maintained with all users in mind. The Plan will assist the city in pursuing future grant opportunities to build out the projects.

21-047-MRFP-39 Imperial County Colonias Infrastructure Plan DAVID WELLS ROLAND HOIST DBA BEAR

This project provided technical assistance to develop an infrastructure plan for the unincorporated communities, Colonias, of Imperial County. A Colonia is a community determined by basic objective criteria, such as lack of potable water supply, lack of an adequate sewer system, or lack of safe and sanitary housing. Each of these characteristics factors into the health risks associated with living in a

Colonia. Nine of fifteen Colonias in the Imperial County are in the unincorporated areas of the County. The plan will assist the county in applying for infrastructure funding.

21-047-MRFP-27 EIFD Barstow & Imperial KOSMONT COMPANIES

Building on a 2019 Preliminary Feasibility Analysis for the County of Imperial Tax Increment Financing (TIF) Pilot Project preliminary analysis, this project was an update of the preliminary tax increment feasibility analysis for the County. The updated analysis incorporated best practices for district establishment and infrastructure financing. The plan will assist the jurisdictions in implementing housing-supportive infrastructure and expanding the housing supply.

21-047-MRFP-07 Enhanced Infrastructure Financing District (EIFD) Bundl KOSMONT COMPANIES

This project provided planning assistance to help jurisdictions implement and adopt Housing Sustainability Districts, Workforce Housing Opportunity Zones, and Housing Supportive Tax Increment Financing Districts. The formation of EIFDs will advance the development of more affordable housing in the SCAG region and help jurisdictions meet their RHNA targets.

ACCOUNTING:

Membership Dues

As of March 31, 2024, 188 cities, six counties, seven commissions, and eight tribal governments have paid their FY24 membership dues. SCAG has collected \$2.46M out of the \$2.48M billed. This represents 99.29% of the membership assessment.

Investments & Interest Earnings

As required by SCAG's investment policy adopted by the Regional Council in July 2018, staff will provide a monthly report of investments and interest earnings. During FY 2022-23, SCAG transferred all funds invested in the Los Angeles County Investment Pool to the Local Agency Investment Fund (LAIF) account, except for any outstanding interest gains received in July 2023. The Los Angeles County Investment Pool account was closed in August 2023. As of March 31, 2024, SCAG has invested \$21.33 million in the LAIF account and has earned \$522,782.17 in interest income. The interest earnings are distributed quarterly, with an average interest rate of 4.30%. Additionally, SCAG has earned \$59.80 in interest from the Los Angeles County Investment Pool prior to closing that account in August 2023. Furthermore, SCAG has opened a Money Market Account to maximize interest income while monitoring the REAP's funding balance. Interest earnings from this account are distributed monthly. As of March 31, 2024, SCAG has invested \$6.41 million in the Money Market Account and has earned \$19,262.44 in interest income.

Grant Billing

During FY 2023-24, staff has prepared and submitted requests for reimbursements of approximately \$36.96 million to the following agencies (\$6.23 million is for work completed in FY

2022-23). Additionally, since the inception of the REAP programs, SCAG received advance funds of \$44.15 million for REAP 1.0 Program and \$8.61 million for REAP 2.0 Program.

1. **CPG Billing: \$33.48 million** to Caltrans for work funded with federal and state grants; \$5.07 million was for work completed in June 2023, while \$28.41 million was for work completed in July 2023 to February 2024. Of the \$33.48 million, \$29.9 million has been received.
2. **MSRC Billing: \$1.25 million** to the Mobile Source Air Pollution Reduction Review Committee for work funded with the Mobile Source Air Pollution Reduction (MSRC) grant; \$0.20 million was for work completed from February 2020 to April 2022 billed in FY22-23 while \$1.05 million was for work completed from July 2018 to December 2023 billed in FY23-24. The entire amount has been received.
3. **OTS Billings: \$1.08 million** to Office of Traffic Safety for work funded with OTS grants; \$70,367 was for work completed from April 2023 to June 2023, while \$1.01 million was for work completed from July 2023 to December 2023. The entire amount has been received.
4. **ATP Billings: \$0.79 million** to Caltrans District 7, Office of Local Assistance for work funded with Active Transportation Program (ATP) grants; \$0.64 million was for work completed from September 2022 to June 2023 while \$0.15 million was for work completed from July 2023 to December 2023. The entire amount has been received.
5. **EPRI Billings: \$0.24 million** to the Electric Power Research Institute, Inc. for work funded with the California Energy Commission (CEC) grant; \$0.20 million was for work completed from January 2023 to June 2023 while \$36,017 was for work completed from July 2023 to December 2023. The entire amount has been received.
6. **DOE-Clean Cities: \$82,500** to the Department of Energy for work funded with DOE-Clean Cities grant; \$27,500 was for work completed from April 2023 to June 2023, while \$55,000 was for work completed from July 2023 to December 2023. The entire amount has been received.
7. **LACI Billing: \$18,796** to LA Cleantech Incubator for work funded with the LACI grant that was completed from July 2023 to December 2023. The entire amount has been received.
8. **WSCCOG: \$16,452** to Westside Cities Council of Governments (WSCCOG) for work performed for the tasks and deliverables in Exhibit A.2 of M-005-19 (Measure M Westside Mobility Study Update) that was completed from January 2023 to June 2023. Of this amount, \$16,452 has been received.
9. **City of Burbank: \$4,353** to the City of Burbank for work funded with LEAP funds; \$1,119 was for work completed in May 2023, while \$3,234 was for work completed in November 2023. Of the \$4,353, \$1,119 has been received.
10. **ATN: \$1,077** to Anaheim Transportation Network (ATN) for SCAG staff time funded with ATN local funds that were completed from May 2023 to June 2023. The entire amount has been received.
11. **FCC ACP: \$607** to the Federal Communications Commission for work completed from July 2023 to December 2023. The entire amount has been received.

12. **DOE-UCI: \$226** to the Regents of the University of California for work funded with the DOE-Clean Cities grant that was completed from July 2023 to September 2023. The entire amount has been received.
13. **REAP 1.0: \$44.15 million** in funds have been received from Housing and Community Development for the Regional Early Action Planning Grants 1.0 as of March 31, 2024. Each \$11.87 million was received in FY21 and FY23, and \$20.41 million was received in FY24. Approximately \$39.36 million has been expended to date (\$4.11 million during FY 2023-24).
14. **REAP 2.0: \$8.61 million** in funds have been received from Housing and Community Development for the Regional Early Action Planning Grants 2.0 as of March 31, 2024. Approximately \$12.14 million has been expended to date (\$5.1 million during FY 2023-24).

BUDGET & GRANTS (B&G):

Staff completed the development of the FY 2024-25 Final Comprehensive Budget, including the Overall Work Program (OWP). The proposed Comprehensive Budget will be presented to the Regional Council on May 2, 2024, for approval, and the proposed General Fund Budget and Membership Assessment Schedule will be presented to the General Assembly on May 2, 2024.

In addition, during the month of April, staff worked on the FY 2023-24 3rd Quarter OWP Progress Report. This progress report for the OWP projects was submitted to Caltrans before its deadline, April 30, 2024.

CONTRACTS ADMINISTRATION:

The Contracts Administration Department staff are currently supporting 20 active procurements and 217 active contracts. In March, the Contracts Administration staff executed three (3) contracts and processed 16 Purchase Orders to support ongoing business and enterprise operations. Additionally, staff issued three (3) Request for Proposals (RFPs):

1. 24-039, Lennox Community Pedestrian Plan
2. 24-041, SPM Transportation Engine Enhancement
3. 24-045, Indirect Cost Rate Proposal Development Service and Subaward Administration Support

ATTACHMENT(S):

1. CFO Charts_Jan-Mar 2024



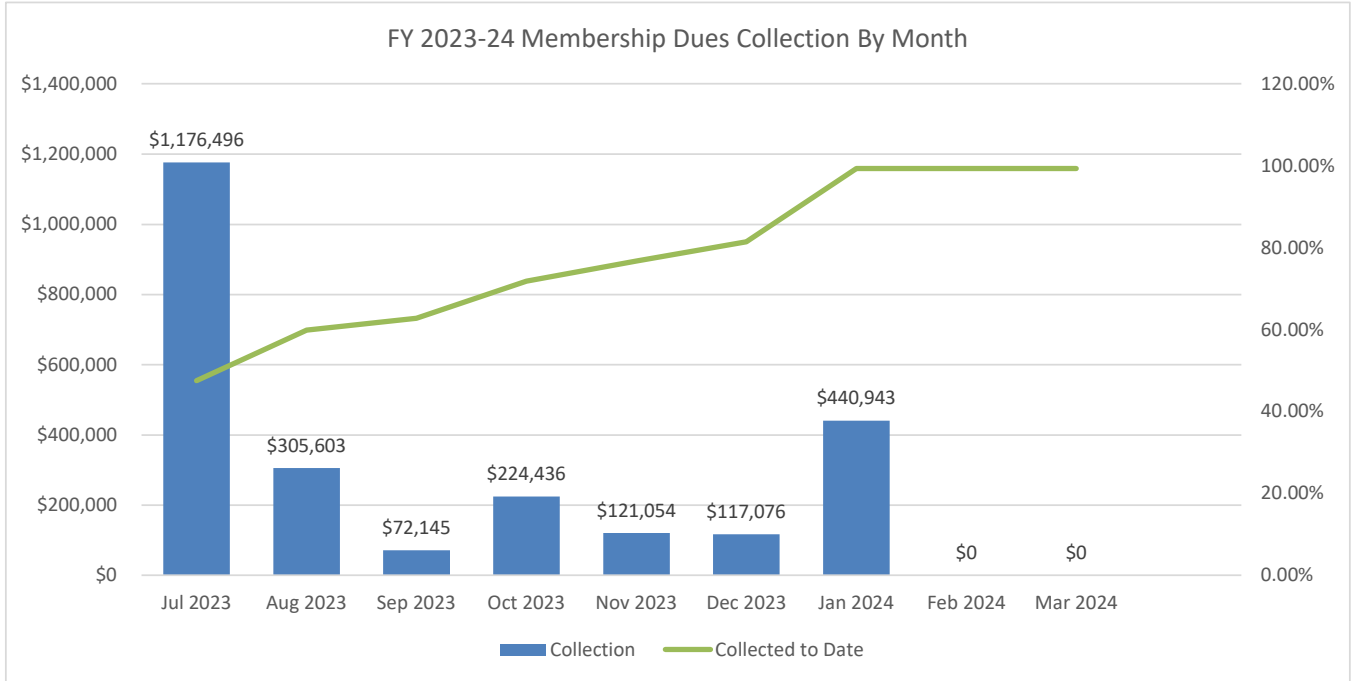
Office of the Chief Financial Officer

Quarterly Report

March 2024



Membership Dues & Collections
 July 1, 2023 through March 31, 2024



Summary

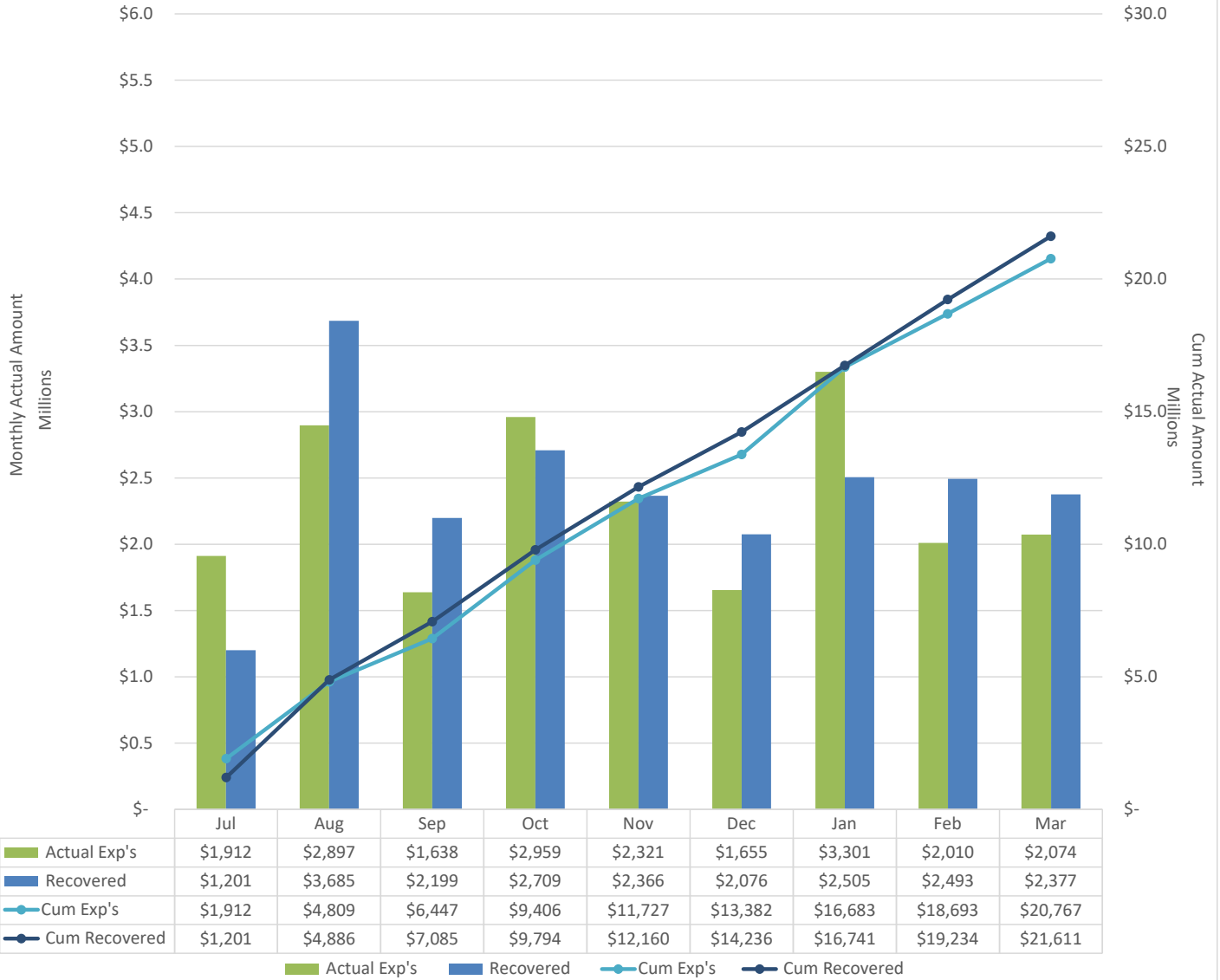
As of March 31, 2024, 188 cities, 6 counties, 7 commissions and 8 tribal governments had paid their FY24 dues. This represents 99.29% of the dues assessment.

FY24 Membership Dues	<u><u>\$ 2,475,224</u></u>
Total Collected	<u><u>\$ 2,457,753</u></u>
Percentage Collected	<u><u>99.29%</u></u>

Attachment: CFO Charts_Jan-Mar 2024 (CFO Monthly Report)



Indirect Cost & Recovery
July 1, 2023 through March 31, 2024



Summary

This chart shows a comparison of Indirect Cost (IC), incurred by SCAG vs. IC recovered from SCAG's grants. Through March 2024, SCAG was over-recovered by \$844,000 due to unspent Indirect Cost budget. The FY 2023-24 IC rate includes a carry-forward of approximately \$2.6 million, which represents an under-recovery of costs from FY 2021-22.



**Consolidated Balance Sheet
As of March 31, 2024**

	<u>Dec 31, 2023</u>	<u>Mar 31, 2024</u>	<u>Increase/(Decrease)</u>
Cash & Investment	25,450,529	28,844,517	3,393,988 (1)
Other Assets	17,247,659	10,907,502	(6,340,157) (2)
Total Assets	42,698,188	39,752,018	(2,946,170)
	-	-	
Total Liabilities	13,628,229	11,452,917	(2,175,312) (3)
	-	-	
Fund Balance	29,069,959	28,299,102	(770,857)
	-	-	
Total Liabilities & Fund Balance	42,698,188	39,752,018	(2,946,170)

(1) The Cash & Investment balance increased by \$3.4M due to receiving Reap 1.0 4th advance funding.

(2) The decrease in other assets is due to a \$5.8M decrease in Accounts Receivable from cash receipts and a \$592k decrease in Prepaid Expenses.

(3) The decrease in liabilities of \$2.2M is primarily due to a reduction in deferred revenue resulting from the recognition of revenues from billing of REAP 1.0.



**Consolidated Statement of Revenues, Expenditures, and Changes in Fund Balances
Quarter Ended March 31, 2024**

	July 1, 2023 to Dec 31, 2023	July 1, 2023 to Mar 31, 2024	Increase / (Decrease)	Mar 2024 Budgetary Comparison Statement	
				FY 2023-24 Budget	Under / (Over) Budget
Revenues	71,759,908	103,469,472	31,709,563	495,642,811	392,173,339
	-	-		-	
Expenditures:					
Salaries & Benefits	42,906,064	64,833,086	21,927,023	96,275,401	31,442,315
Services & Supplies	13,530,200	24,083,597	10,553,398	399,367,410	375,283,813
Total Expenditures	56,436,263	88,916,684	32,480,420	495,642,811	406,726,127 (1)
	-	-		-	
Change in Fund Balance	15,323,645	14,552,788	(770,857)	(15,323,645)	(29,876,433)
Fund Balance Beginning of the Year	13,746,314	13,746,314	-	13,746,314	-
Fund Balance at End of the Period	29,069,959	28,299,102	(770,857)	(1,577,331)	(29,876,433)
	-	-			

(1) Note that multi-year grant revenues and services & supplies expenditures are budgeted in the award year including any beginning Fund Balance. The \$392.17 million revenue variance and the \$406.73 million expenditure variance are predominately related to anticipated implementation timing for various multi-year grants. Any remaining balances at the end of the fiscal year will be carried over to subsequent years of the grant period.

Attachment: CFO Charts_Jan-Mar 2024 (CFO Monthly Report)

SCAG Contracts FY2023-24



Overview
This chart shows the number of contracts administered from July 2023 to March 2024.



■ Awarded Contracts
 ■ Closed Contracts
 —●— Active Contracts

Summary

As illustrated on the chart, the Contracts Administration Department is currently managing a total of 217 contracts. Twenty-five (25) are Cost Plus Fee contracts; one-hundred are (100) are Lump Sum (formerly Fixed Price) contracts, and the remaining ninety-two (92) are Time and Materials (T&M) contracts (includes Labor Hour and Retainer contracts).



SCAG FY24 Q3 Planning Division (Contracts Awarded, Contracts Closed, and Contracts Administered)

Total Number of Contracts Awarded, Closed and Administered by Quarter:

	FY24 Q1	FY24 Q2	FY24 Q3	FY24 Q4
Contracts Awarded	4	3	6	
Contract Ended	12	20	9	
Contracts Administered	117	100	217	

Contracts Awarded (6)

	Major SCAG Program or Initiative	Project Name	Region/Agency Serviced	Project Description	Consultant	Agreement No.	Award
1.	Transportation Planning	Federal Discretionary Grants Application Support	SCAG Region	Support SCAG's grant application for the 2024 Rebuilding American Infrastructure with Sustainability and Equity (RAISE).	CPCS TRANSCOM INC	21-048-MRFP-14	\$64,98
2.	Go Human	2024 Go Human Safety Strategies	SCAG Region	Support the implementation of SCAG's Go Human Community Streets Grant Program.	CIRCULATE PLANNING	24-023-C01	\$311,13
3.	Inclusive Economic Growth	Addressing Barriers to Economic Opportunities	SCAG Region	Support the development of a region-wide report with recommendations and best practices that address barriers to economic opportunities.	DALBERG CONSULTING US LLC	24-020-C01	\$243,40
4.	Modeling	2023 Regional Travel Survey	SCAG Region	Gather travel behavior data from the SCAG region and use the data for SCAG's Regional Travel Demand Model.	RESOURCE SYSTEMS GROUP INC	24-010-C01	\$972,67
5.	Inclusive Economic Growth	Tribal Communities Index	SCAG Region	Engage tribal leaders and indigenous communities for the development of Tribal Economic Development Strategies and Policies.	BROOKINGS INSTITUTION	23-048-C01	\$336,50

Attachment: CFO Charts_Jan-Mar 2024 (CFO Monthly Report)

**SCAG FY24 Q3 Planning Division
(Contracts Awarded, Contracts Closed, and Contracts Administered)**

Major SCAG Program or Initiative	Project Name	Region/Agency Serviced	Project Description	Consultant	Agreement No.	Award
6. Broadband	Last Mile Project Assessment for the SCAG Region	SCAG Region	Provide technical assistance for local jurisdictions to establish the groundwork for last-mile infrastructure services, aligning with SCAG's commitment to bridging the digital divide.	BURNS & MCDONNELL ENGINEERING	24-024-C01	\$838,70
Total:						\$2,767,41

Contracts Closed (9)

Major SCAG Program or Initiative	Project Name	Region/Agency Serviced	Project Description	Consultant	Agreement No.	Original Award Am
1. SCP Active Transportation	Buena Park Active Transportation Plan	City of Buena Park	Develop the first city-wide Active Transportation Plan for the City of Buena Park.	KOA CORPORATION	22-054-C01	\$248,97
2. SCP Active Transportation	Safe Mobility Santa Ana	City of Santa Ana	Develop planning level, conceptual plans, and estimates for priority projects in the Safe Mobility Plan.	MARK THOMAS AND COMPANY	21-048-MRFP-10	\$49,64
3. SCP Active Transportation	Montebello First Mile/Last Mile (FMLM) Master Plan	City of Montebello	Develop an FMLM Master Plan for the City of Montebello.	KTUA	21-048-MRFP-09	\$149,99
4. SCP Smart Cities & Mobility Innovation	Curb Space Data Collection & Inventory Study	SCAG Region	Conduct curb space data collection and inventory in the cities of Long Beach, Los Angeles, and Stanton.	ARCADIS	21-048-MRFP-05	\$790,71

Attachment: CFO Charts_Jan-Mar 2024 (CFO Monthly Report)

**SCAG FY24 Q3 Planning Division
(Contracts Awarded, Contracts Closed, and Contracts Administered)**

5.	Transportation Planning	Federal Discretionary Grants Application Support	SCAG Region	Provide support for SCAG's grant application for the 2024 Rebuilding American Infrastructure with Sustainability and Equity (RAISE) grant program.	CPCS TRANSCOM INC	21-048-MRFP-14	\$64,98
6.	Transportation Planning	Duarte Safe Routes to School (SRTS) Plan	City of Duarte	Develop an SRTS Plan for the City of Duarte to guide the development of a comprehensive network of safe streets surrounding schools.	KOA CORPORATION	21-048-MRFP-08	\$169,95
7.	REAP 1.0 SRP	Imperial County Colonias Infrastructure Plan	Imperial County	Provide technical assistance to develop an infrastructure plan for the unincorporated communities, Colonias, of Imperial County.	DAVID WELLS ROLAND HOIST DBA BEAR	21-047-MRFP-39	\$273,19
8.	REAP 1.0	EIFD Barstow & Imperial	City of Barstow and County of Imperial	Provide technical assistance to advance the establishment of innovative self-help financing districts that can accelerate housing production, including EIFDs.	KOSMONT COMPANIES	21-047-MRFP-27	\$237,66
9.	REAP 1.0	Enhanced Infrastructure Financing District (EIFD) Bundle	SCAG Region	Provide planning assistance to help jurisdictions implement and adopt Housing Sustainability Districts, Workforce Housing Opportunity Zones, and Housing Supportive Tax Increment Financing Districts.	KOSMONT COMPANIES	21-047-MRFP-07	\$582,63

Total: \$2,567,76

Attachment: CFO Charts_Jan-Mar 2024 (CFO Monthly Report)

SCAG FY24-FY25 Forecast for Planning Consultant Procurements

As of April 17, 2024

Project Name	Project Description	Est. Budget Range	RFP by Quarter
Economic and Fiscal Benefits of Natural and Agriculture Lands + Priority Agriculture Lands Technical Support	Conduct economic/fiscal impacts study for natural and agricultural lands.	Medium	FY24 Q4
Universal Basic Mobility Deployment	Develop and deploy a universal basic mobility program in the SCAG region.	Large	FY25 Q1
Go Human Safety Strategies	Consultant services for implementation of Go Human communications and engagement activities	Large	FY25 Q1
Regional CBO Partnering Strategy	Develop an agencywide CBO Partnering Strategy.	Medium	FY25 Q1
Activity-Based Model (ABM) Development and Support	ABM Enhancement for the 2028 RTP/SCS will be involved in two steps over four years. The first step in FY25 will focus on conducting new Household Survey (HTS) analyses and extending vehicle ownership model to address future policy such as ZEV and developing ABM improvement plan for 2028RTP/SCS (staff). The second step will take from FY26 to FY28 and will focus on ABM improvement and validation to prepare ABM for 28RTP/SCS.	Small	FY25 Q1
Develop Base Year Highway Network from OSM	Develop the new base year network for 2028 RTP using OSM. A two-year project.	Medium	FY25 Q1
Smart Cities Vision/Strategic Plan	Develop a smart cities vision/strategic plan which incorporates findings from SCAG's Programs and establishes a framework which will serve as a foundation for local jurisdictions to support their respective technology plans.	Medium	FY25 Q1
Ongoing TransAM support and maintenance	Support federal performance monitoring and target setting.	Medium	FY25 Q1
Innovative Clean Transit Regional Assessment	Review readiness of ZEB in the region, review operator rollout plans (ICT) for incorporation into TAM target setting analysis.	Small	FY25 Q1
Comprehensive Sustainable Freight Plan	Comprehensive assessment of the SCAG region's goods movement system, including infrastructure, intermodal facilities, new technologies, industrial and retail facilities, and supply chain relationships.	Large	FY25 Q1
Regional Scenario Development Process	This project would help the Southern California region to develop robust strategies in the face of uncertainty.	Small	FY25 Q2

Attachment: CFO Charts_Jan-Mar 2024 (CFO Monthly Report)

SCAG FY24-FY25 Forecast for Planning Consultant Procurements

As of April 17, 2024

Project Name	Project Description	Est. Budget Range	RFP by Quarter
Regional Traffic Safety Action Plan Development	Development of Action Plan as defined by SS4A guidelines for SCAG region	Medium	FY25 Q2
Alternative Technology Assessment for Freight	Assessment of innovative technologies for freight conveyance	Large	FY25 Q3
15-minute communities: Best Practices in the SCAG region	Develop Best Practices around 15-minute communities in the SCAG region	Small	FY25 Q4

How to Register in SCAG’s Vendor Database to be Notified About SCAG’s Contracting Opportunities

1. Go to scag.ca.gov.
2. Under “Get Involved” (the top middle of the page), click “Contracting & Vendor Opportunities”
3. Scroll down to and click “SCAG Vendor Portal”
4. Scroll down to and click “Go To SCAG Vendor Portal”
5. Click “New Vendor Registration” (top left of the page) and follow the prompts

You can contact any of the Procurement staff listed below to assist you.

Name	No.	Email
Laura Aguilar	(213) 236-1922	aguilarL@scag.ca.gov
Ana Bello	(213) 630-1441	bello@scag.ca.gov
Ted Dorjee	(213) 236-1938	dorjee@scag.ca.gov
Marisa Blancarte	(213) 236-1882	blancarte@scag.ca.gov
Sloane Hewitt	(213) 236-1880	hewitt@scag.ca.gov
Rozz Lewis	(213) 236-1905	lewis@scag.ca.gov
Deja Quinonez	(213) 630-1429	quinonez@scag.ca.gov
Lori Tapp	(213) 236-1957	tapp@scag.ca.gov

CFO Report

As of March 31, 2024

Staffing Update

Division	Authorized Positions	Filled Positions	Vacant Positions	Interns/Temps	Agency Temps	Fellows	Total
Executive Office	9	8	1	0	0	0	8
Human Resources	13	12	1	0	0	0	12
Legal Services	3	2	1	0	0	0	2
Finance	37	34	3	0	0	0	34
Information Technology	30	26	4	1	0	0	27
Gov. & Public Affairs	26	24	2	3	0	0	27
Planning & Programs	119	106	13	11	0	9	126
Total	237	212	25	15	0	9	236

CalPERS Membership

